



CABLE MANAGEMENT and ENCLOSURES



IFRAME NETWORK HARDWARE MANAGEMENT SYSTEM • HORIZONTAL CABLE MANAGEMENT • WALL MOUNT SWING
 QUAD CAB WALL MOUNT CABINET • MOBILE BASES • SOUND DAMPENING KIT • CONSOLIDATION POINT ENCLOSURE
 HASP KIT • FILLER PANELS • NEXTFRAME LADDER RACK • POWER KIT • PREMISE NETWORKING CABINETS • TELESCOPIC
 FLOOR MOUNT FANS • CABINET LIGHT • THERMOSTAT • EQUIPMENT MOUNTING BRACKETS • FIBER OPTIC BRACKET
 EQUIPMENT CABINET • GASKET KITS • WALL MOUNT HINGE BRACKETS • VERTICAL ORGANIZERS • CENTER RACK • TR
 SUPPORT • HORIZONTAL HINGE • CROSS SPLICE KIT • CULVERT MOUNTING KIT • WALL ANGLE SUPPORT • PLASTIC RI
 PANEL • VERTICAL CABLE MANAGEMENT • REAR WIRE FRAME • TRANSITION SPOOLS • VERTICAL RINGS • FRONT/REAR

CONTENTS



CABLE MANAGEMENT PRODUCTS	PAGE
EQUIPMENT RACKS	G4
VERTICAL CABLE MANAGEMENT	G6
VERTICAL CABLE MANAGEMENT ACCESSORIES	G10
WALL MOUNT SWING FRAME	G11
HORIZONTAL CABLE MANAGEMENT	G12
HORIZONTAL CABLE MANAGEMENT ACCESSORIES	G14
CABLE MANAGEMENT ACCESSORIES	G16
LADDER RACK	G18
WALL MOUNT HINGED BRACKETS	G20
GROUNDING SOLUTIONS AND CABLE GRIPS	G21
 ENCLOSURES	 PAGE
DATA CENTER SOLUTIONS	H2
IFRAME ® COLUMN SYSTEM	H4
IFRAME ® ACCESSORIES	H6
IFRAME ® SERVER CABINET	H8
IFRAME ® VERTICAL PATCH PANEL	H9
IFRAME ® PREMISE NETWORKING CABINET	H10
IFRAME ® CUSTOMER CONFIGURED CABINET	H12
ENCLOSURE/RACK ACCESSORIES	H14
ZONE CABINET SOLUTIONS	H18
QUADCAB ® WALL MOUNT CABINETS	H20
RE-BOX ® REMOTE EQUIPMENT CABINETS	H22
ACCESSORIES FOR QUADCAB ® AND RE-BOX ®	H27
CONSOLIDATION POINT ENCLOSURE	H31
ZONE BOXES FOR ACCESS FLOOR AND IN-CEILING	H32
SECURITY BOXES FOR WIRELESS ACCESS POINTS	H33
VERTICAL AND HORIZONTAL POWER STRIPS	H34
INTELLIGENT POWER STRIPS WITH MONITORING	H36
METAL PLUGTRAK®	H38
ATO POWER STRIPS PROGRAM	H39

Hinged covers

Optional.

Sturdy, Durable

Steel construction.

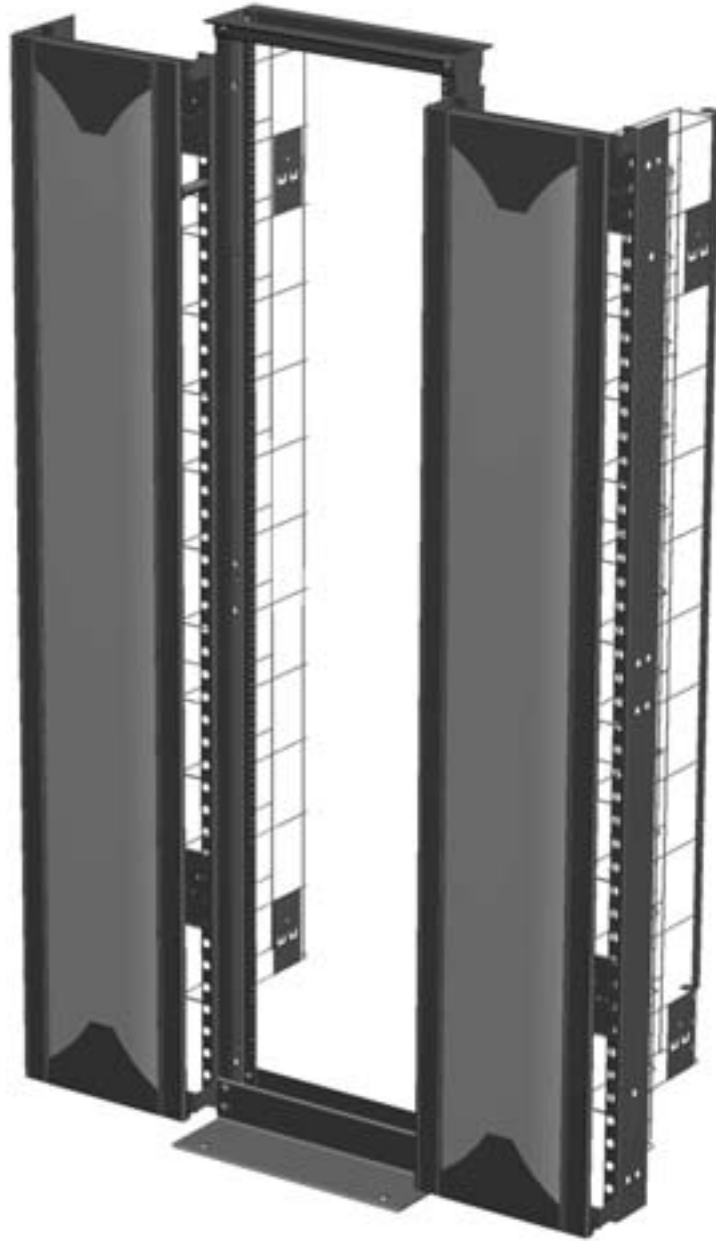
Superior Cable Management

Multiple tie-off points to organize cable.
Snap in spools to route cable where needed.

Easy-to-Use

Screws with dog-nose tip lead in and #3
Phillips combo head provided.





Mates with most other models of racks and
channels.

**Specifications**

- ◆ Material:
Rack: 6063-T2 aluminum.
Uprights: 1/4" web thickness.
- ◆ Finish: Durable black powder coat or mill finish.
- ◆ Weight capacity: 500 lbs. (static) when properly secured to floor.
- ◆ UL Listed - 7N69 Communications Circuit Accessory.
- ◆ EIA-310-D universal spacing tapped #12-24 front and rear.



 HUBBELL
Advantage


-  Attractive Front Covers Enhance Appearance.
-  Channels Clip to Rack Greatly Speeding Assembly.
-  Spools can be Located as Needed Along Length of Channel.
-  Channels Ship Knocked Down to Reduce Freight.



19" Equipment Rack with 10" and 15" Wide XXL Channels

Seven-foot cable management rack with XXL vertical cable management organizers in a single, easy to order catalog number. Use in C6A applications or other applications with 400 cables or better. Rack ships unassembled.

Delivery:	1	Rack, 7'H (HPW84RR19)			
	2	XXL Vertical Organizers (see page G6)			
Rack Height	Rack Units	Channel Width	Finish	Catalog No.	
7' (2134)	45	10" (254)	Black	XS1010	✓10G
7' (2134)	45	15" (381)	Black	XS1510	✓10G



19" Equipment Rack with 6" wide 'Z' Channels

Seven-foot cable management rack with 6" wide vertical cable management organizers in a single catalog number for ease in ordering. Use in typical applications. Products are available in both black and clear aluminum finishes. Rack ships unassembled.

Delivery:	1	Rack, 7'H (HPW84RR19)			
	2	Vertical Organizers (ref. VS76/VS76A - see page G9)			
Rack Height	Rack Units	Finish	Cover Style	Catalog No.	
7' (2134)	45	Black	Hinged	CS1976H	
7' (2134)	45	Black	Clip on	CS1976	
7' (2134)	45	Aluminum	Clip on	CS1976A	



CS1976A



19" Equipment Rack with 3.25" wide 'C' Channels

Seven-foot cable management rack with 3.25" wide vertical cable management organizers in a single catalog number for ease in ordering. Use when space is limited. Products are available in both black and aluminum finishes. Rack ships unassembled.

Delivery:	1	Rack, 7'H (HPW84RR19)			
	2	Vertical organizers (VS73/VS73A - see page G9)			
	4	Covers (ref. VCC3/VCC3A - see page G9)			
Rack Height	Rack Units	Finish	Cover Style	Catalog No.	
7' (2134)	45	Black	Hinged	CS1973H	
7' (2134)	45	Black	Clip on	CS1973	
7' (2134)	45	Aluminum	Clip on	CS1973A	



CS1973A



Equipment Rack

Shipped unassembled.

Delivery:	2	Floor angles	2	Top angles
	2	Vertical uprights	20	#12-24 x 5/8" equipment mounting screws
	1	Assembly hardware kit		

Rack Height	Rack Units	Mounting Width	Finish*	Catalog No.
48" (1219)	24	19" (483)	Black	HPW48RR19
48" (1219)	24	23" (584)	Black	HPW48RR23
68.5" (1676)	36	19" (483)	Black	HPW66RR19
84" (2134)	45	19" (483)	Black	HPW84RR19
84" (2134)	45	23" (584)	Black	HPW84RR23
89.7" (2286)	48	19" (483)	Black	HPW90RR19
89.7" (2286)	48	23" (584)	Black	HPW90RR23
96" (2438)	51	19" (483)	Black	HPW96RR19
96" (2438)	51	23" (584)	Black	HPW96RR23



HPW84RR19



HPW84RR19ML



* For mill finish rack, add "ML" to catalog number.

Open Design

- Allows side-to-side airflow.
- "Eco-Friendly" design minimizes weight and steel content.
- Maximum cable capacity with unobstructed access to cable.

Power Strip Mounting

- All the way to the back where it is needed.

Snap in Spools


- Place where you need them along the upright for refined cable management.

Cover

- Hinges both left and right.
- Panel easily replaced for personalized data center appearance.

Rear Organizer

- Large area to lace horizontal cable.
- Horizontal Cable on left and right sides



 HUBBELL
Advantage

Specifications

- ◆ Cable capacity: See table opposite page.
- ◆ Finish: Durable black powder coat.
- ◆ Construction:
Steel wire frame chassis;
Cold Rolled Steel mounting rails;
Extruded Aluminum door frame with laminate insert.



- Extra Large Capacity, Open Design Supports Large C6A Bundles.
- Customize Front Door Panel - Unmatched Options to Personalize Data Center Appearance.
- Pre-Assembled - Ready to Use Out of the Box.
- Open Design Maximizes Airflow, Cable Capacity and Accessibility.
- "Eco-Friendly" Design Minimizes Weight and Steel Content.




XXL Series Vertical Organizers

- Delivery: 1 Dual hinging door
- 1 Front organizer
- 1 Rear organizer
- 12 Snap in spools
- 1 Installation hardware kit

Color: Black powder coat with metallic insert.

Mounts to 7" Rack.

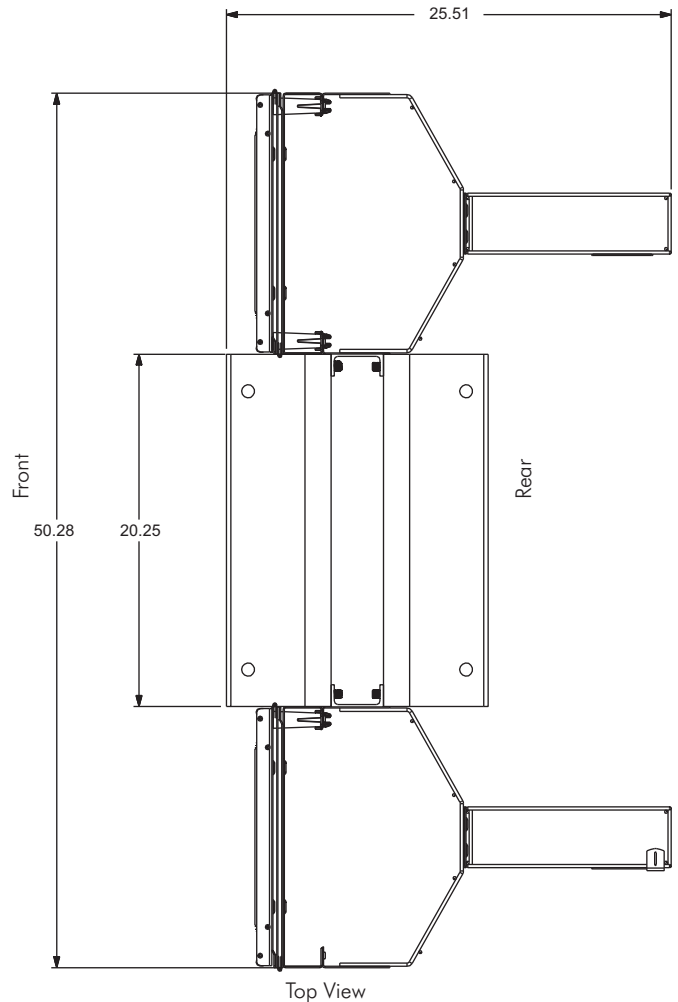

Channel Width:	6"W	10" W	15"W	
Depth	Catalog No.	Catalog No.	Catalog No.	
10"	XS0610	XS1010	XS1510	✓10G
13"	XS0615	XS1515	XS1515	✓10G



Cable Capacity Chart

Catalog No.	0.25" Diameter		0.29" Diameter		0.34" Diameter	
	Front	Rear	Front	Rear	Front	Rear
XS0610	753	538	560	400	407	291
XS0615	1069	538	794	400	578	291
XS1010	1303	1398	968	1039	704	756
XS1015	1881	1398	1398	1039	1017	756
XS1510	1987	2474	1477	1838	1074	1337
XS1515	2945	2474	2189	1838	1592	1337

Contact Customer Service for custom colors.



The XXL design has a unique door construction with a replaceable center panel. Now the look of the equipment in your data center can be easily customized to reflect the unique style of your enterprise.

2 - XS1510 Organizers mounted to each side of an HPW84RR19 Equipment Rack.

HUBBELL
NextFrame

Vertical Cable Management



"Z" Channel Vertical Organizer.



"C" Channel Vertical Organizer.

Rugged Construction

14 ga. Z-Frame withstands abuse.

Cable Management Spools

- Ensure proper bend radius.
- Place where needed along channel for refined cable management.

Cable Management

Organize cable by groups and bundles.

Front Covers Conceal Cable

Easily snap in place.

Optional Hinged Covers

Swings both left and right hand.

HUBBELL
Advantage

Specifications

- ◆ Channel Material:
 - "Z" Frame: 14 ga. Cold Rolled Steel.
 - "C" Channel: 16 ga. Cold Rolled Steel.
- ◆ Cover material: 16 ga. Cold Rolled Steel.
- ◆ Finish: Durable black or Aluminum color powder coat finish.
- ◆ Packaged to meet Telcordia GR-63-CORE transportation requirements.
- ◆ U.S. Patent No. 6,347,714.

- Cable Management Spools can be Located Along the Length of the Channel for Proper Cable Routing.
- Assembles Quickly - Channels Clip to Equipment Rack.
- Pass-Thru Holes Permit Cable Routing From the Front to the Rear of the Rack When Required.
- Channel Assembly Shipped Knocked-Down to Conserve Freight Expense.



Vertical Organizers with Hinged Covers



Delivery:	2 Z channels, 38.5"H x 12.5"D	4 Gates		
	2 38.5" Covers	24 Spools		
	4 Hinges	4 1/2"-13x1" Bolt w/nut and lock washer		
Color	Rack Height	Catalog No. 6"W	Catalog No. 4 1/2"W	Catalog No. 3 1/4"W
Black	7' (2134)	VS76H	VS74H	VS73H



VS76H

Vertical Organizers



Z' Channel, 6" with Cover

For 7' or 8' rack. Suitable for approximately 800 4-pair 0.25" Dia. UTP cables when fully utilized.*

Delivery: VS76(A)	Delivery: VS86(A)
2 Z channels, 38.5"H x 6"W x 10.5"D	1 Z channels, lower, 45.38"H x 6"W x 10.5"D
2 Covers, 38.5"W x 6"W	1 Z channel, upper, 38.5"H x 6"W
4 Gates	1 Cover, lower, 45.38"H x 6"W
24 Spools	1 Cover, upper, 38.5"H x 6"W
4 Bolts, nuts, washers 1/2" - 13 x 1"	4 Gates
	24 Spools
	4 Bolts, nuts, washers 1/2" - 13 x 1"

Rack Height	Catalog No. Black	Catalog No. Aluminum
7' (2134) or 7.5' (2286)	VS76	VS76A
8' (2438)	VS86	VS86A

'Z' Channel, 6" (for short racks)

Delivery:		
1 Z channel, 38.5"H x 6"W x 10.5"D		
16 Spools		
2 Bolts, nut, washer 1/2" - 13 x 1"		

Rack Height	Catalog No. Black	Catalog No. Aluminum
4' (1219) and 5.5' (1676)	VS46	VS46A



VS46

VS73

'Z' Channel, 4 1/2" wide, 0.25" Dia.

Suitable for approximately 540 4-pair UTP cables when fully utilized.*

Delivery:		
2 Z channels 38.50" x 4.5" x 10.5"	24 Spools	
4 Bolts, nuts, washers 1/2" - 13 x 1"		

Rack Height	Catalog No. Black
7' (2134)	VS74

'C' Channel, 3 1/4" wide

Suitable for approximately 300 4-pair UTP cables.

Delivery: VS73(A)		
2 C channels, 38.5"H x 3.25"W x 10.5"D**		
24 Spools		
4 Bolt, nut, washer 1/2" - 13 x 1"		

Rack Height	Catalog No. Black	Catalog No. Aluminum
7' (2134)	VS73	VS73A

* Capacity of front and rear of channel combined.

** When optional rear gates are used.

Cable Management Spools



Assembles as needed along each column to further route and conceal cable.

Features/Benefits

- Snap locks into column.
- Use every 1U to achieve duct style manager.
- Locate as needed to route cable to put wherever needed.

Specifications

- ◆ Material: Polycarbonate (ABS).
- ◆ Finish: Black.
- ◆ Maintains T568-A compliant bend radius as cable transitions from horizontal to vertical.

Description	Catalog No.
Package of 50 black spools - 3"	ICKSS
Package of 50 black spools - 9"	ICKSS9



Vertical Cable Management Accessories

Covers



Features/Benefits

- Conceal cable to provide clean appearance.
- Snap in place - no fasteners to wear or break.

Specifications

- ◆ Material: 20 ga. Cold Rolled Steel.
- ◆ Finish: Durable black or aluminum color powder coat finish.

Delivery: 1 Cover

Cover Width	38.5"H Black Catalog No.	38.5"H Aluminum Catalog No.	45.38"H Black Catalog No.	45.38"H Aluminum Catalog No.
6"	VSC6	VSC6A	VSC6L	VSC6AL
4"	VSC4	-	VSC4L	VSC4AL
3"	VSC3	VSC3A	VSC3L	VSC3AL

Fiber Spools



Features/Benefits

- Used to take up fiber jumper slack in vertical channels.
- 6" wide "Z" frame only.
- Fastens to channel pass-thru holes.

Specifications

- ◆ Material: ABS, Black.

Delivery: 5 sets of fiber spools

Catalog No. **VCF610**

Hinge Kit



Use to easily convert VS76 to VS76H.

Features/Benefits

- Allows cover to be hinged left and right during moves, adds and changes.

Specifications

- ◆ Material: 14 ga. Cold Rolled Steel

Delivery: 2 hinges and fasteners.

Catalog No. **VCKH**

NOTE: Gates not provided, order separately.

Joining Kit



Use to easily convert VS76 to VS76H.

Features/Benefits

- Join top and bottom channel sections when mounting to other than Hubbell racks.
- Join racks and cabinets side-to-side.


Specifications

- ◆ Finish: durable black powder coat.

Delivery: 1 joining plate, 4 #12-24 x 5/8" screws, nuts, washers, 4 1/2"-13 bolts, nuts, washers

Catalog No. **VCJK**

Vertical Rings



Features/Benefits

- Attaches to front or rear 19" mounting holes on equipment racks.

Specifications

- ◆ Width: 6" (152); depth: 10" (254).
- ◆ Material: 11 ga. Cold Rolled Steel.
- ◆ Finish: Durable, black powder coat.

Delivery: 2 vertical rings and 1 mounting kit

Brackets	One side	Between racks
Catalog No.	MCCVMR2	MCCVMR22

- Supports heavy or deep equipment in locations with limited floor space.
- Quick release latches - rack frame hinges both left and right.
- Cable tie slots along both sides and inside top and bottom.
- Ships knocked-down to conserve freight expense.



Specifications

- ◆ Material: 16 ga. Braces; 12 ga. equipment frame.
- ◆ Finish: durable black powder coat.
- ◆ 70 lbs. load capacity.
- ◆ 16" on center mounting for easy attachment to standard wall studs.
- ◆ 3" deep rack uprights.
- ◆ EIA-310-D universal spacing tapped #12-24 front and back.

Wall Mount Swing Frame



Hubbell's wall mount swing frames are used to conserve floor space when a full-height floor standing rack is not required. Wall mount frames are designed to hold heavy equipment in controlled rooms where open access to equipment is acceptable.

Delivery: 1 rack frame
1 kit mounting hardware (50 - 12/24 screws)

Height	Rack Units	Width	Depth	Finish	Catalog No.
24" (610)	12	20.7" (526)	18" (457)	Black	HPWWMR24
36" (914)	19	20.7" (526)	18" (457)	Black	HPWWMR36
48" (1219)	26	20.7" (526)	18" (457)	Black	HPWWMR48

Generous Space Between Rings
alleviates congestion.

Category 6A
Jumbo 3"x6" deep organizer
perfect for high-density
Cat 6A installations.

Rugged
Steel rod rings.

Pass-Thru Holes
with rolled edges.

Cable Friendly
Round rings.

Locks in Place
When completely open to prevent cover
from being removed or lost.



 HUBBELL
Advantage

Specifications

- ◆ Panel material: 16 ga. Cold Rolled Steel.
- ◆ Cover material: 16 ga. Cold Rolled Steel.
- ◆ Ring: 0.225" diameter Steel rod.
- ◆ Durable, black powder coat.
- ◆ GR-63-CORE transportation requirements.
- ◆ U.S. Patent No. 6,215,069.

- All Steel Construction - Rugged, Non-Flammable, no Fasteners to Wear or Break, no Fingers to Fuss with.
- Components Snap Together Quickly Without the Use of Tools.
- Modular Components Easily Configured in Field to Adapt to Demanding Applications.
- "Green" Design Minimizes Weight and Steel Content.

Duct Panels

Features/Benefits

- 7-rings.
- 6 pass-through holes.
- Hinged front cover.
- Conceals patch cords and enhances the network appearance.



HC219CC3N
- front and rear cover shown

HC219CE3N
- front cover only

Rack Width	Rack Units	Panel Height	Front Ring Depth	Rear Ring Depth	Catalog No.
19"	1U	1.75"	1.75"	-	HC119CE1N
19"	1U	1.75"	3.50"	-	HC119CE3H ¹
19"	1U	1.75"	3.50"	6.00"	HC119GC36 ³
19"	1U	1.75"	6.00"	-	HC119CE6H ¹
19"	2U	3.50"	1.75"	-	HC219CE1N
19"	2U	3.50"	3.50"	-	HC219CE3N
19"	2U	3.50"	3.50"	6.00"	HC219GC36 ³
19"	2U	3.50"	3.50"	6.00"	HC219GC36P ³
19"	2U	3.50"	6.00"	-	HC219CE6N
19"	2U	3.50"	3.50"	4.6"	HC219CR3N ²
19"	2U	3.50"	3.50"	4.6"	HC219CC3N ⁴
19"	3U	5.25"	3.50"	-	HC319CE3N ✓10G
19"	3U	5.25"	6.00"	-	HC319CE6N ✓10G

¹ Heavy-duty version - no pass-through holes.

² Includes rear wire frame.

³ Includes rear wire frame and rear cover - no pass-through holes.

⁴ Includes rear wire frame, cover and pass-thru holes.

Enhanced Panels

Features/Benefits

- 7-rings.
- 6 pass-through holes.
- These panels can be upgraded through the use of accessories.



HC219ME3N

Rack Width	Rack Units	Panel Height	Front Ring Depth	Rear Rings	Catalog No.
19"	1U	1.75"	3.50"	No	HC119ME3N
19"	1U	1.75"	6.00"	No	HC119ME6N
19"	2U	3.50"	3.50"	No	HC219ME3N
19"	2U	3.50"	6.00"	No	HC219ME6N
19"	3U	5.25"	3.50"	No	HC319ME3N ✓10G
19"	3U	5.25"	6.00"	No	HC319ME6N ✓10G

Basic Panels

Features/Benefits

- 4-rings.
- Solid panel.
- Use when accessories or pass-thru holes are not required.



Rack Width	Rack Units	Panel Height	Front Ring Depth	Rear Rings	Catalog No.
19"	1U	1.75"	1.75"	No	HC119MS1N
19"	1U	1.75"	3.50"	No	HC119MS3N
19"	2U	3.50"	1.75"	No	HC219MS1N
19"	2U	3.50"	3.50"	No	HC219MS3N
23"	2U	3.50"	1.75"	No	HC223MS1N

Cable Manager with Wire Saddles

Delivery: 1 - Panel assembly with cover(s), 4 - #12-24 x 5/8" dog-nosed screws, 4 - #12 nylon flat washers

Rack Units	Height	Ring Depth	Catalog No.
2U	3.50"	3"	HC219ME3S
1U	1.75"	3"	HC119ME3S ¹



HC219ME3S

¹ HC119ME3S includes only wire saddles and rings for vertical cable management.

Horizontal Cable Management Accessories

Front/Rear Cover



HC219C

Features/Benefits

- Conceals patch cords.
- Locks in place when completely open to prevent cover from being removed or lost.
- Snaps open and closed, no fasteners to lose or break.
- Easily removed and replaced during moves, adds and changes.

Specifications

- ◆ Material: 16 ga. Cold Rolled Steel.
- ◆ Durable, black powder coat.

The hinged cover can be used on the front and/or rear of the Enhanced-style **NEXTFRAME®** horizontal cable management system.

Delivery: 1 cover

Height	1U/1.75"	2U/3.50"	3U/5.25"
Catalog No.	HC119C	HC219C	HC319C

Vertical Management Rings



HC23VR2

Features/Benefits

- Mounts to front of 2U and 3U panels or can be mounted directly to rack mounting rails - front or rear.

Specifications

- ◆ Material: Steel.
- ◆ Finish: black powder coat.

The vertical management rings attach to 19" tapped holes on the rack rails or uprights of cabinets to provide vertical cable management.

Delivery: 2 rings, 1 kit mounting hardware

Depth	3.50" (89)	6" (152)
Catalog No.	HC23VR2	HC26VR2 ✓10G

Rear Wire Frame



HC33WF

Features/Benefits

- Rugged, non-flammable, won't wear or break like plastic.
- Easy access, allowing patch cords to connect at rear of hubs.
- Round rod design prevents cable from chafing.

Specifications

- ◆ Material: 0.225" dia. Steel rod, 3 1/2" high rings.
- ◆ Finish: durable, black powder coat.

Mounts to 2U and 3U panels only. Our unique design allows the frame to clip on to the rear of Enhanced or Duct Style panels without the use of tools.

Delivery: 1 rear wire frame.

Depth	4.6" (117)	6" (152)
Catalog No.	HC33WF	HC36WF ✓10G

Plastic Cable Management Rings



MCCPSR4

Features/Benefits

- Adhesive or non-adhesive versions.

Specifications

- ◆ Material: Polycarbonate, black.
- ◆ Height: 3.95"; Width: 2.95"

Use for patch cord cable management.

Delivery: 4 rings.

Description	Non-adhesive	Adhesive
Catalog No.	MCCPSR4	MCCPSRA4

Horizontal Cable Management Accessories

Plastic Finger Duct Organizer

Features/Benefits

- Lightweight.
- Conceals cable stored in duct.
- Individual patch cord management.

Specifications

- ◆ Material: extruded PVC (organizers and cover).
- ◆ Metal panel: 16 ga. Cold Rolled Steel.
- ◆ Color: Black.



HC219CE3P

Plastic duct-style horizontal cable organizers are the traditional solution for storing and routing jumpers and patch cords on a 19" equipment rack. The slots in the finger duct accommodate precise routing of patch cords.

Delivery: 1 - Panel assembly with cover(s), 4 - #12-24 x 5/8" dog-nosed screws, 4 - #12 nylon flat washers

Rack Units	Height	Front Duct Depth	Rear Duct Depth	Catalog No.
2U	3.50"	3"	5"	HC219CC3P
2U	3.50"	3"	None	HC219CE3P
1U	1.75"	3"	5"	HC119CC3P
1U	1.75"	3"	None	HC119CE3P

Transition Spool

Features/Benefits

- Rugged, won't wear or break.
- Use on all Hubbell racks, wall mount or full size enclosures.
- Manages cable into vertical organizer.

Specifications

- ◆ Material: ABS, black.
- ◆ Maintains T568 compliant bend radius as cable transitions from horizontal to vertical.



HCSP310

The Transition Spool is used to organize cable into the vertical organizer. For use with relay racks with #12-24 uprights.

Delivery: 10 spools, 10 HPW screws #12-24

Depth	1.75"	3.50"	6.00"
Catalog No.	HCSPL110	HCSPL310	HCSPL610

Extender Brackets, 23"

Features/Benefits

- Brackets occupy 2 rack units.
- For use with patch panels and cable management panels.

Specifications

- ◆ Material: Steel.
- ◆ Finish: durable, black powder coat.



The Extender Bracket is used to modify a 19" panel to mount onto a 23" rack.

Delivery: 2 brackets, 1 kit of mounting hardware.

Catalog No.	BREXTB235
-------------	------------------

Cable Management Accessories

VELCRO® Brand ONE-WRAP® Cable Ties



HVFBK5600

VELCRO® Brand ONE-WRAP® Cable Ties

Features/Benefits

- For use in the Hubbell NEXTFRAME® Cable Management system.

Specifications

- ◆ Straps per puck: 10.
- ◆ Maximum bundle diameter: 2.5".

The VELCRO® Brand ONE-WRAP® cable tie is a unique 1/2" wide back-to-back fastening system that wraps around cable then back on itself.

Length	Color	Straps per Puck	Max. Bundle Diameter	Catalog No. (10-pk)
8" (203)	See below	10	2.5"	HPWCVFXX8

XX = Color: insert 2-letter code: BK=Black, OR=Orange, YL=Yellow, BL=Blue, RD=Red

Bulk VELCRO® Pucks

Width	Length		Package	Catalog No.	
1"	10'	Cut to Length	10-Pack	HPWCVFBK120	✓10G
0.625"	75'	Cut to Length	Each	HVFBK5875	✓10G
0.5"	75'	Cut to Length	Each	HVFBK575	✓10G
0.5"	75'	Rip to Length	Each	HVFBK575S	✓10G
0.5"	600'	Cut to Length	Each	HVFBK5600	
0.5"	75'	Cut to Length	Each	HVFP575*	✓10G

* HVFP575 is UL Plenum Rated.

Basic VELCRO® Brand Fasteners



Features/Benefits

- Simplifies moves, adds, and changes.
- Bundle cables for effective administration.
- Wide surface protects cable properties.

The Basic VELCRO® Brand Fasteners consists of 1-inch wide hook strap and a loop strap fused together. Use to gather cable bundles up to 7.5" diameter.

Length	Color	Max. Bundle Diameter	Catalog No. (10-pk)
22"	black	7.5"	MCCMV22BK10
9"	see below	2.5"	MCCMV9XX10
5"	see below	1.4"	MCCMV5XX10

XX = Color

Insert 2-letter code: BK=Black, BL=Blue, YL=Yellow, RD=Red, PK=Pink, OR=Orange.

Screw-Mount, Reusable Cable Ties



Features/Benefits

- Organize cable along the 19" mounting rails in cabinets and racks.
- Simplifies moves, adds, and changes.

Specifications

- ◆ Maximum bundle diameter: 2.5".

The screw mount fasteners consist of 3/4" wide hook strap and loop strap fused together with a buckle at one end. The buckle end of the strap also has a through-hole reinforced with a Steel grommet.

Delivery: One 10-pack of straps.

Length	Color	Max. Bundle Diameter	Catalog No.
9"	black	2.5"	MCCMV9BS10
9"	orange	2.5"	MCCMV9OS10

VELCRO® and ONE-WRAP® are registered trademarks of Velcro Industries B.V.

Cable Management Accessories

VELCRO® Brand Vertical Cable Manager

Features/Benefits

- Adhesive backed - mounts directly to rack or cabinet.
- 4 huge adjustable loops safely and securely contains up to 350 Cat 6 cables.

Specifications

- ◆ 43" adhesive VELCRO® Brand strip with 23" adjustable VELCRO® Brand loops.

Inexpensively manage cables on relay racks and cabinets.

Catalog. No. **HVVM**



VELCRO® Brand "J" Hook

Features/Benefits

- UL-94 Fire-Retardant fasteners.
- Width of VELCRO® Brand J Hook is 1".
- Bundle diameter varies (as the loop formed slides larger or smaller) from 0 to 7.875".
- Sold in packs of 50.

Catalog. No. **HVJH**



VELCRO® Brand Work Station Manager

Specifications

- ◆ 21" adhesive VELCRO® Brand strip with 4" adjustable VELCRO® Brand loops.

Easily manage cable congestion at the work station.

Catalog. No. **HVWM**



VELCRO® Brand Pads and Loops

Features/Benefits

- VELCRO® Brand Cable Manager on self-adhesive pad.
- Use for small cable builds.
- Sold in packs of 25.

Catalog. No. **HVPL**



VELCRO® Brand Saddle Cable Ties

Features/Benefits

- Attach cables to wood surfaces, or relay racks and enclosures.

VELCRO®

Width	Length	Max. Loop Diameter	Screw type	Catalog. No.
1/2"	8"	2.16"/55mm	Rack	HVSCTR
1/2"	8"	2.16"/55mm	Wood	HVSCTW



Rack Label Kit

Features/Benefits

- Attaches to Hubbell's Equipment Rack to define rack unit space.

Specifications

- ◆ Meets TIA/EIA-606-A labeling administration standards.

Delivery: 3 self-adhesive strips, black label with white lettering (numbers 01 through 60).

Dimensions: 35"H x 0.25"W.

Catalog. No. **RRLABEL**



HUBBELL NextFrame Ladder Rack

HUBBELL Advantage

- Modular system - easily configured for new and existing cable routing.
- Mounts to floors, walls, ceilings, equipment racks, and cabinets.
- Tip: Secure Ladder to Cabinet tops using J-bolt kit and drilling holes as required.



Specifications

- ◆ Material: 16 ga. tubular Steel.
- ◆ Durable powder coat.
- ◆ Stringer dimensions: 0.375"W x 1.5"H.
- ◆ Rung spacing: 9.0".
- ◆ Weight capacity: 45 lbs./foot.

Ladder Rack



Straight Section

Width	Catalog No. Black 6' (1829) Length	Catalog No. Gray 6' (1829) Length	Catalog No. Black 10' (3048) Length	Catalog No. Gray 10' (3048) Length
6" (152)	HLS0606B	HLS0606G	HLS1006B	HLS1006G
12" (305)	HLS0612B ✓10G	HLS0612G ✓10G	HLS1012B ✓10G	HLS1012G ✓10G
18" (457)	HLS0618B ✓10G	HLS0618G ✓10G	HLS1018B ✓10G	HLS1018G ✓10G
24" (610)	HLS0624B ✓10G	HLS0624G ✓10G	HLS1024B ✓10G	HLS1024G ✓10G

Please order straight sections in multiples of 10 pieces.
Width = outside to outside dimensions.



90° Turns

Color: Black	Inside Radius 90° Catalog No.	Flat Turns 90° Catalog No.	Outside Radius 90° Catalog No.
Width 6" (152)	HLI0690B	HLF0690B	HLO0690B
Width 12" (305)	HLI1290B	HLF1290B	HLO1290B
Width 18" (457)	HLI1890B	HLF1890B	HLO1890B
Width 24" (610)	HLI2490B	HLF2490B	HLO2490B

Color: Gray	Inside Radius 90° Catalog No.	Flat Turns 90° Catalog No.	Outside Radius 90° Catalog No.
Width 6" (152)	HLI0690G	HLF0690G	HLO0690G
Width 12" (305)	HLI1290G	HLF1290G	HLO1290G
Width 18" (457)	HLI1890G	HLF1890G	HLO1890G
Width 24" (610)	HLI2490G	HLF2490G	HLO2490G

Butt Splice Kit

Use to splice two sections of ladder end to end.

Finish: Black powder coat

Catalog No. **HLBSK**



Cable Radius Drop

Assembled to stringers or rungs to provide gradual transition for cable.

Finish: Black powder coat

Ladder width	Actual width	Catalog No.
6" (152)	4.5"	HLCD06*
12" (305)	10.75"	HLCD12
18" (457)	16.75"	HLCD18
Stringer	7.5"	HLCD5

* Can also be mounted on stringer.



Cable Retaining Fence Posts

Use along ladder stringers to maximize cable routing and management.

Color	Nom. Height	Actual Height	Catalog No.
Black	6"	8.3"	HLP06B
Gray	6"	8.3"	HLP06G
Black	8"	10.4"	HLP08B
Gray	8"	10.4"	HLP08G
Black	10"	12.4"	HLP10B
Gray	10"	12.4"	HLP10G



Ceiling Mounting Kit

Use to hang ladder from ceiling. Recommended spacing between hangers is 5'.

Description	Catalog No.
Ceiling Mounting Kit with two 6' x 0.625Ø threaded rods	HLCMK
Brackets only	HLCF



HLCF

Foot Kit

Use to secure vertical ladder to floor.

Finish: Black powder coat

Catalog No. **HLRF**



J-Bolt Kit

Use to secure ladder to brackets. 5/16"Øx18"x3" long.

Catalog No. **HLJB**



Mounting Kit to Relay Rack

Use to secure ladder rack to top of 19" or 23" equipment rack. Not used for 24"W Ladder Rack.

Color	Depth	Catalog No.
Black	5.4"	HLMPK19



Protective End Caps

Use to dress ends of stringers and cable posts. Black, Qty. 2.

Catalog No. **HLECPK2**



Swivel Splice Kit

Use to splice 2 sections of ladder at any angle.

Color	Catalog No.
Black	HLSSK



T-Junction Splice Kit

Use to connect one section of ladder perpendicular to another.

Catalog No. **HLTK**



Triangle Wall Support

Use to run ladder rack along wall. Recommended spacing: 5'.

Width	Catalog No.
6" (152)	HLTSB06*
12" (305)	HLTSB12*
18" (457)	HLTSB18*
24" (610)	HLTSB24*

* Add to Catalog No.: 'B' for Black, or 'G' for gray



Vertical Wall Bracket

Use to secure ladder rack vertically to wall.

Finish: Black powder coat

Catalog No. **HLVWBK**



Wall Angle Support

Use to terminate ladder rack to wall.

Color: Black

Width	Catalog No.*
6-12" (152-305)	HLX0612
18" (457)	HLX1518
24" (610)	HLX24

* Add "G" to Catalog No. for Gray.



Wall/Rack Mounting Kit

Use to join the top of an equipment rack to the wall.

Delivery includes: 1 HLMPK19, 1 HLX0612, 1-40" long x 12" wide ladder section.

Color	Catalog No.
Black	HLWRK



Wall Mount Hinged Brackets



HPWWB6U18



- Jumbo openings in sides and rear.
- Bottom hinging uses less space to open.
- Side hinging allows complete access to the rear of components.
- Enhanced cable management - multiple tie-off points for both nylon and **VELCRO®** Brand ties.

Specifications

- ◆ 16 ga. Steel construction.
- ◆ Finish: durable black powder coat.
- ◆ Wall mount holes on 16" centers.
- ◆ EIA-310-D universal spacing tapped #12-24.
- ◆ Width: 19".
- ◆ Load capacity:
4 and 6 Rack Units: 50 lbs.
1 and 2 Rack Units: 25 lbs.

Wall Mount Bracket, Bottom-Hinged



HPWWB1U4



HPWWB2U4



HPWWB4U8

Delivery: 1 bottom-hinged wall bracket, completely assembled.

Rack Units	Height	Depth	Catalog No.
1	1.75" (45)	4" (102)	HPWWB1U4
2	3.50" (89)	4" (102)	HPWWB2U4
2	3.50" (89)	8" (203)	HPWWB2U8
4	7.00" (178)	4" (102)	HPWWB4U4
4	7.00" (178)	8" (203)	HPWWB4U8
6	10.50" (267)	4" (102)	HPWWB6U4
6	10.50" (267)	8" (203)	HPWWB6U8
6	10.50" (267)	18" (457)	HPWWB6U18

Wall Mount Bracket, Side-Hinged



BRMCCMB19X35X4



BRMCCMB19X7X8

Delivery: 1 side-hinged wall bracket, completely assembled.

Rack Units	Height	Depth	Catalog No.
2	3.50" (89)	4" (102)	BRMCCMB19X35X4
4	7.00" (178)	4" (102)	BRMCCMB19X7X4
2	3.50" (89)	8" (203)	BRMCCMB19X35X8
4	7.00" (178)	8" (203)	BRMCCMB19X7X8

VELCRO® is a registered trademark of Velcro Industries B.V.

Telecom Grounding Bar

Delivery: 12" x 4" x .25" solid copper bus bar (1/4"-20 tapped 20 places), Red GFRP isolating standoffs, (2) .063" thick Stainless Steel standoff brackets, (4) 3/8"-16 x.625" hex head bolts and lock washers



Catalog No. **RKTGB**

19" Rack Mount Ground Bar

Delivery: 19" x 1" solid copper bar, (2) #12-24 mounting screws and isolating hardware, (2) #10-32 mounting screws and isolating hardware



Catalog No. **MCCGBAR**

Wall Mount Cabinet Ground Kit

Delivery: Ground bar with 1/4"-20 male studs, (2) 1/4"-20 carriage bolts and isolating hardware, (2) ground straps



Catalog No. **REKGB**

Economy Ground Strap Kit

Delivery: 1 Ground strap with connectors attached



Catalog No. **REKEGS**

Telecom Bonding Conductor

Delivery: 7" x .625" universal ground clamp (18ga copper), 1/4"-20 copper hex nut and brass flat washer, (1) 1/4"-20 copper ground stud, (1) brass bell cap, Solderless ground lug with #12 thru-hole, (1) #12-24 x .625" #3 Philips combo machine screw with dog point, (2) #12 ground washers, 15 ft. piece of solid #6 ground wire



Catalog No. **RKG**

500A Braided Strap

Material: Tin-plated braided copper.

Delivery: (10) 15" long straps, (10) kits mounting hardware



Catalog No. **HPWCGPK10**

Bonding Connector

Delivery: 100 SHIELDBOND® connectors, 1 Field installation tool kit



Catalog No. **BC285SB100**

Deluxe Cord Grips

Aluminum Fittings, Stainless Steel Mesh, Liquidtight, for Insulated Cables.




Straight Male Thread

Grip Diameter Range		Thread Size	Form	Catalog No.
Inches	(cm)	N.P.T. (Inches)	Size	
.375"-.500"	(.95-1.27)	1/2	F2	07401008
.500"-.625"	(1.27-1.59)			07401010
.625"-.750"	(1.59-1.90)	1/2	F3	074011247*
.750"-.875"	(1.90-2.22)			074011248*
.375"-.500"	(.95-1.27)	3/4	F2	07401015
.500"-.625"	(1.27-1.59)			07401017
.625"-.750"	(1.59-1.90)	3/4	F3	07401018
.750"-.875"	(1.90-2.22)			074011249*
.375"-.500"	(.95-1.27)			074011195
.500"-.625"	(1.27-1.59)			07401019
.625"-.750"	(1.59-1.90)	1	F4	07401021
.750"-.875"	(1.90-2.22)			07401023
.875"-1.000"	(2.22-2.54)			07401025
1.000"-1.125"	(2.54-2.86)			074011250*

* Cable jacket may have to be stripped to pass through connector body.

Kellems® Deluxe Cord Grips are suitable for use in hazardous locations per Class I Div. 2, Class II Div. 1 and 2, Class III Div. 1 and 2 of the National Electric Code Sections 501-4(b), 502-4(a), 502-4(b), 503-3(a) and 503-3(b).



Read This Data

It is important that you read all breaking strength, safety and technical data relating to the product at:

www.hubbell-wiring.com

