

HID Lighting Fixtures: Explosionproof, Dust-Ignitionproof

	Page	Description
 <p>Code•Master Jr.™ without Reflector</p>  <p>Code•Master 2™ with Polyester Reflector</p>  <p>Code•Master 2™ Floodlight</p>  <p>A-51® Group C & D with Porcelain Reflector</p>  <p>A-51® Group A & B with Porcelain Reflector</p>	2-11	Code•Master Jr.™ HID Ballasted Lighting Fixtures
	2,3	Features
	3	Hazardous Area Suitability Data and Weights
	4	Fixture Units, Mounting Hoods and Bodies for Group B Fixtures=
	5	Fixture Units for Groups C and D Fixtures
	6	Mounting Hoods and Bodies for Groups B, C and D Fixtures
	7	Reflectors, Globes, Guards, Parts
	8	Ballast Data and Fuse Kits
	9	Dimensions
	10,11	Photometrics
		12-23
	12,13	Features and Weights
	14	Hazardous Area Suitability Data
	15,16	Fixtures Units
	17	Mounting Hoods and Bodies
	18	Reflectors, Globes, Guards
	19	Ballast Data and Fuse Kits
	20	Dimensions
	21-23	Photometrics
	24-28	Code•Master™ HID Ballasted Floodlights
	24	Features
	25	Fixture Units
	26	Accessories and Parts
	27	Dimensions
	28	Photometrics
	29-37	A-51® HID Class I, Group C & D Lighting Fixtures for use with Remote Ballasts
	29,30	Features, Hazardous Area Suitability Data and Weights
	31,32	Fixture Units
	33	Mounting Hoods and Bodies
	34	Reflectors, Globes, Guards, Parts
	35	Dimensions
	36,37	Photometrics
	38-41	A-51® HID Class I, Group A & B Lighting Fixtures for use with Remote Ballasts
	38,39	Features
	39	Mounting Hoods and Fixtures Units
	40	Reflectors, Globes, Guards, Parts
	41	Dimensions

G1-2

UL Listed 844
Hazardous Locations
Marine Type Electric Fixtures
Outside Type (Salt Water)
UL 1598A
Outdoor Wet Locations

Applications

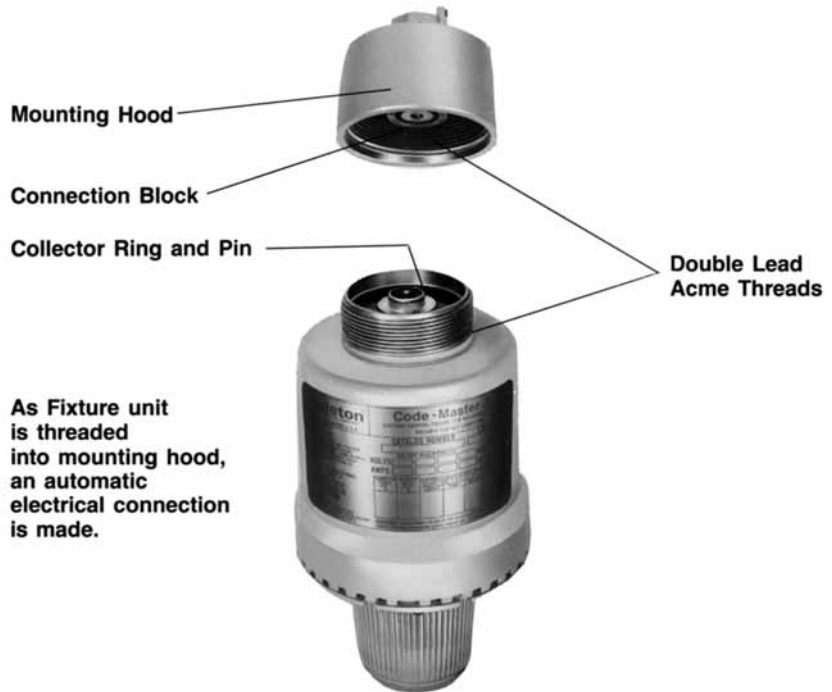
- For use in chemical and petrochemical plants, such as manufacturers of plastics, paints, and thinners, in refineries, and in other areas where ignitable vapors, dust, moisture and corrosive elements may be present.
- Suitable for outdoor saltwater locations and for other wet locations.

Features

- Fixtures operate safely in high ambient temperatures.
- Arrangement of heat-producing components results in efficient heat dissipation for cooler fixture operation.
- Patented “wireless” design. Threading of fixture unit onto mounting hood makes electrical connection. Only wiring required is attaching two wires to connection block in mounting hood.
- Connection block is easily wired: (a) loosen two screws, (b) make wire connections, (c) re-position connection block.
- Safe, easy servicing without disconnecting any wiring. “Wireless” fixture unit threads off mounting hood for convenient servicing or for immediate replacement with a “stand-by” unit.
- Acme double-lead threads speed installation and fixture removal from mounting hood—only half as many turns are required as for single-lead threads. The threads do not stick, or gall, eliminating problems often encountered with single-lead threads during fixture unit removal.
- All threaded joints are flame-tight.
- Integrally-ballasted HID lighting fixtures; separate ballasts not required.
- Factory sealed. External seals not required for Groups C and D.
- Fixtures for use in Group B locations furnished complete with UL required sealing fitting.
- Strategic location of lamp socket, in combination with interior prism design of the glass globe, provides optimum light distribution and control.
- Heat-and impact-resistant globes have smooth dust-resistant exterior.
- Superior corrosion-resistance, with epoxy powder coat finish.

Code•Master Jr.™ HID Factory Sealed Fixtures: Explosionproof, Dust-Ignitionproof

Integrally Ballasted for Medium Base HPS, MH, PSMH or MV Lamps.
For Use with Threaded Metal Conduit.



- Shock-absorbing medium-base socket-mounts prolong lamp life.
- Porcelain socket with nickel plated phosphor bronze screw shell. Assures

- long trouble-free operation in high ambient areas.
- Choice of mountings: pendant, ceiling, bracket and stanchion.

Code•Master Jr.™ HID Factory Sealed Fixtures: Explosionproof, Dust-Ignitionproof

Integrally Ballasted for Medium Base HPS, MH, PSMH or MV Lamps. For Use with Threaded Metal Conduit.

- Fiberglass reinforced polyester reflectors, in standard dome, or 30° angle styles, are ideal in installations where luminaire is subject to exceptionally severe corrosive atmospheres.
- Optional guards protect globes from damage. Secured to fixture with three stainless steel screws.
- Variety of light sources: high pressure sodium, mercury vapor, pulse start metal halide and metal halide. HPS and MV are excellent where long lamp life is required. HPS provides high lumens per watt and is less expensive to operate. PSMH and MH are desirable where colors in illuminated areas must be close to natural.
- Wide range of wattages and voltages. Code•Master Jr. HID fixture with in-head ballasts available for 35 to 175-watt medium base lamps (35W HPS in 120V only). 120/208/240/277V and 480V.

- Ballasts operate at low temperatures: MV, MH and PSMH—minus 20°F; HPS—minus 40°F.
- 35W thru 150W high pressure sodium ballasts are high reactance, high power factor type.

Standard Materials

- *Ballast bodies and guards:* copper-free aluminum (less than 4/10 of 1% maximum copper content).
- *Pendant mounting hoods:* die-cast copper-free aluminum (less than 4/10 of 1%).

- *Ceiling, bracket and stanchion mounting hoods:* sand cast copper-free aluminum (less than 4/10 of 1%).
- *Reflectors:* fiberglass reinforced polyester.

Standard Finishes

- *Ballast bodies, guards and mounting hoods:* Epoxy powder coat finish, electrostatically applied for complete, uniform corrosion protection.

Options

- *Fuses:* Order fuses for field installation by catalog number on page G1-8.
- ‡“Smart Hot Restrike” Add suffix -SR. “Hot Restrike”-R. “Smart Starter”-S. Emergency Options; available for 35W thru 150W HPS only.

Compliances

- UL listed.
- UL Standard 1598A (supersedes UL 1572).
- UL844.
- Marine type electric fixtures outside type (salt water).
- Class I, Div. 1 and 2, Class II, Div. 1 and 2. See listing pages for specific groups.
- Appleton aluminum products are produced from a high strength copper-free alloy (less than 4/10 of 1% maximum copper content).

Code•Master Jr. “T” Numbers

Lamp Watts	Ballast Type†	Ambient Temperature “T” Numbers				Supply Wire
		40°C↕	55°C↕	65°C↕	40°C↕	
High Pressure Sodium — Medium Base Lamps						
35	120V	T6	T6	T5	T4	75°C
50	MT	T6	T5	T4A	T4	75°C
70	MT and 480V	T5	T4A	T4A	T4	75°C
100	MT and 480V	T4A	—	—	T3B	75°C
150	MT and 480V	T3C	—	—	—	75°C
Metal Halide — Medium Base Lamps						
50	MT	T6	T5	T4A	T4	75°C
70	MT and 480V	T5	T5	—	T3B	75°C
100	MT and 480V	T4A	T4A	—	T3B	75°C
175	MT and 480V	T3B	—	—	—	85°C
Pulse Start Metal Halide — Medium Base Lamps						
175	MT and 480V	T3B	—	—	—	85°C
Mercury Vapor — Medium Base Lamps						
100	MT and 480V	T4A	T4	—	T3C	75°C

†MT is Multi-Tap for 120V/208V/240V/277V. ↕Class I, Div. 1 Locations.

↕Class II, Div. 1 Locations. ‡ See G1-6 for Descriptions.

“T” Numbers Represent the Maximum Surface Temperature for Class I, Div. 1 Locations and Maximum Surface Temperature Under Dust Blanket for Class II, Div. 1 Locations.

“T” Number	T1	350	325	T2	T2A	T2B	T2C	T2D	T3	T3A	T3B	T3C	T4	T4A	T5	T6
Temp. Range (°C)	351-450	326-350	301-325	281-300	261-280	231-260	216-230	201-215	181-200	166-180	161-165	136-160	121-135	101-120	86-100	85

NOTE: The maximum operating temperature of the fixture must not exceed the ignition temperature of the gas, vapor or dust to be encountered per NEC 500-2(c). For ignition temperatures, see Cat. Sec. F1.

Fixture and Accessory Weights

Fixture Size	Fixture Weight	Reflector Weight	Guard Weight
35W thru 175W	28-32 Lbs.	3 Lbs.	1 Lb.

Mounting Hood Weights: Pendant, 2 Lbs.; Ceiling, 4 Lbs.; Bracket, 6 Lbs.; Stanchion, 2 Lbs.

Effective September, 2005
Copyright 2005




800-621-1506
www.appletonelec.com


G1-4

Class I, Div. 1 and 2
Groups B,C,D
Class II, Div. 1 and 2
Groups E,F,G
Class III
@UL 1598A, 844
Marine Type Electric Fixtures
Outside Type (Salt Water)
Suitable for use in Wet Locations



Code•Master Jr.™ UL Listed for Group B (Hydrogen) Locations Factory Sealed Fixtures: Explosionproof, Dust-Ignitionproof

High Pressure Sodium: 35W thru 150W; Pulse Start Metal Halide: 175W;
Metal Halide: 50W thru 175W; Mercury Vapor: 100W. All Medium-Base Lamps.

Type Mounting	Lamp Watts	ANSI Lamp Type				Hub Size (Inches)	Catalog Number [Ⓞ]			
		HPS	PSMH	MH	MV		HPS [Ⓞ]	PSMH	MH [Ⓞ]	MV
 Pendant One Hub, Rigid or Flexible Mounting	35W	S76	—	—	—	3/4	CJLPB3575 [⋄]	—	—	—
	50W	S68	M110	—	—	3/4	CJLPB5075 [‡]	—	CJHPB5075 [‡]	—
	70W	S62	M98	—	—	3/4	CJLPB7075 [*]	—	CJHPB7075 [‡]	—
	100W	S54	M90	—	H38	3/4	CJLPB1075 [*]	—	CJHPB1075 [‡]	CJMPB1075 [*]
	150W	S55	—	—	—	3/4	CJLPB1575 [*]	—	—	—
	175W	—	M137	M57	—	3/4	—	CJPPB1775 [‡]	CJHPB1775 [*]	—

 25° Stanchion One Hub	35W	S76	—	—	—	1-1/2	CJLSB35150 [⋄]	—	—	—
	50W	S68	M110	—	—	1-1/2	CJLSB50150 [‡]	—	CJHSB50150 [‡]	—
	70W	S62	M98	—	—	1-1/2	CJLSB70150 [*]	—	CJHSB70150 [‡]	—
	100W	S54	M90	—	H38	1-1/2	CJLSB10150 [*]	—	CJHSB10150 [‡]	CJMSB10150 [*]
	150W	S55	—	—	—	1-1/2	CJLSB15150 [*]	—	—	—
	175W	—	M57	—	—	1-1/2	—	CJPSB17150 [‡]	CJHSB17150 [*]	—

Mounting Hoods

Type Mounting	Hub Size (Inches)	Catalog Number
 Pendant One Hub	3/4	CAP-75B
 25° Stanchion One Hub	1-1/2	CAS-150B

(Sealing fitting malleable iron)





NOTE: Fixture units are located on page G1-6.

[Ⓛ] For specific hazardous area suitability of each fixture listed see page 3. [Ⓞ] Add suffix **-SR** (after adding voltage suffix) for "Smart Hot Strike" emergency option, **-R** for "Hot Restrike" and **-S** for "Smart Starter" options. (HPS fixtures only), see page G1-7. [Ⓞ] To order fixture with guard, add suffix **G** (before adding voltage suffix). [Ⓛ] 50W, 70W and 100W Metal Halide always utilized Pulse Start Technology.
[⋄] 35W fixtures have 120V ballast; add suffix **-12**. [‡] Add voltage **-MT** for 120/208/240/277V. For 480V, consult factory.
^{*} Add voltage suffix **-MT** for 120/208/240/277V, or **-48** for 480V. Consult factory for available 50 Hertz ballasts.

Class I, Div. 1 and 2
Groups C,D
Class II, Div. 1 and 2
Groups E,F,G
Class III
Marine Type Electric Fixtures
Outside Type (Salt Water)
eUL 1598A, 844
Suitable for use in Wet Locations

Code•Master Jr.™ Factory Sealed Fixtures: Explosionproof, Dust-Ignitionproof

High Pressure Sodium: 35W thru 150W; Pulse Start Metal Halide: 175W;
Metal Halide: 50W thru 175W; Mercury Vapor: 100W. All Medium-Base Lamps.

	Type Mounting	Lamp Watts	ANSI Lamp Type [Ⓔ]				Hub Size [Ⓕ] (Inches)	Catalog Number [Ⓔ]			
			HPS	PSMH	MH	MV		HPS [Ⓔ]	PSMH	MH [Ⓔ]	MV
	Pendant One Hub, Rigid or Flexible Mounting	35W	S76	—	—	—	3/4	CJLP3575 [Ⓓ]	—	—	—
		50W	S68	—	M110	—	3/4	CJLP3510 [Ⓓ]	—	—	—
		70W	S62	—	M98	—	3/4	CJLP5075 [‡]	—	CJHP5075 [‡]	—
		100W	S54	—	M90	H38	3/4	CJLP5010 [‡]	—	CJHP5010 [‡]	—
		150W	S55	—	—	—	3/4	CJLP7075 [*]	—	CJHP7075 [*]	—
		175W	—	—	M57	—	3/4	CJLP7010 [*]	—	CJHP7010 [*]	—
							1	CJLP1075 [*]	—	CJHP1075 [‡]	CJMP1075 [*]
							1	CJLP1010 [*]	—	CJHP1010 [‡]	CJMP1010 [*]
	Ceiling Four Hubs, Three Close-Up Plugs	35W	S76	—	—	—	3/4	CJLC3575 [Ⓓ]	—	—	—
		50W	S68	—	M110	—	3/4	CJLC3510 [Ⓓ]	—	—	—
		70W	S62	—	M98	—	3/4	CJLC5075 [‡]	—	CJHC5075 [‡]	—
		100W	S54	—	M90	H38	3/4	CJLC5010 [‡]	—	CJHC5010 [‡]	—
		150W	S55	—	—	—	3/4	CJLC7075 [*]	—	CJHC7075 [*]	—
		175W	—	—	M57	—	3/4	CJLC7010 [*]	—	CJHC7010 [*]	—
							1	CJLC1075 [*]	—	CJHC1075 [‡]	CJMC1075 [*]
							1	CJLC1010 [*]	—	CJHC1010 [‡]	CJMC1010 [*]
	Bracket Four Hubs, Three Close-Up Plugs	35W	S76	—	—	—	3/4	CJLB3575 [Ⓓ]	—	—	—
		50W	S68	—	M110	—	3/4	CJLB3510 [Ⓓ]	—	—	—
		70W	S62	—	M98	—	3/4	CJLB5075 [‡]	—	CJHB5075 [‡]	—
		100W	S54	—	M90	H38	3/4	CJLB5010 [‡]	—	CJHB5010 [‡]	—
		150W	S55	—	—	—	3/4	CJLB7075 [*]	—	CJHB7075 [*]	—
		175W	—	—	M57	—	3/4	CJLB7010 [*]	—	CJHB7010 [*]	—
							1	CJLB1075 [*]	—	CJHB1075 [‡]	CJMB1075 [*]
							1	CJLB1010 [*]	—	CJHB1010 [‡]	CJMB1010 [*]
	25° Stanchion	35W	S76	—	—	—	1-1/4 or 1-1/2 [†]	CJLS35150 [Ⓓ]	—	—	—
		50W	S68	—	M110	—	1-1/4 or 1-1/2 [†]	CJLS50150 [‡]	—	CJHS50150 [‡]	—
		70W	S62	—	M98	—	1-1/4 or 1-1/2 [†]	CJLS70150 [*]	—	CJHS70150 [‡]	—
		100W	S54	—	M90	H38	1-1/4 or 1-1/2 [†]	CJLS10150 [*]	—	CJHS10150 [‡]	CJMS10150 [*]
		150W	S55	—	—	—	1-1/4 or 1-1/2 [†]	CJLS15150 [*]	—	—	—
		175W	—	—	M57	—	1-1/4 or 1-1/2 [†]	—	CJPS17150	CJHS17150 [*]	—

[Ⓓ] For specific hazardous area suitability of each fixture listed see page 3. [Ⓔ] UL Standard 1598A supersedes UL Standard 1572. [Ⓔ] Add suffix **-SR** (after adding voltage suffix) for "Smart Hot Strike" emergency option, **-R** for "Hot Restrike" and **-S** for "Smart Starter" options. (HPS fixtures only), see page G1-7.
[Ⓔ] To order fixture with guard, add suffix **G** (before adding voltage suffix). [Ⓔ] Refer to lamp manufacturer's data regarding lamp burning position restrictions.
[Ⓔ] 50W, 70W and 100W Metal Halide always utilized Pulse Start Technology. [Ⓓ] 35W fixtures have 120V ballast; add suffix **-12**. [‡] Add voltage suffix **-MT** for 120/208/240/277V. For 480V, consult factory. * Add voltage suffix **-MT** for 120/208/240/277V; or **-48** for 480V. [†] 1-1/2" Tapped hub furnished with 1-1/2" to 1-1/4" reducer. **For Reflectors, see page G1-7.** [‡] Fixtures with 1" hubs listed for Class I; Group D, Class II; Groups E,F,G only.

Effective September, 2005
Copyright 2005



800-621-1506
www.appletonelec.com

G1-6

Ⓞ Class I, Div. 1 and 2
 Groups B,C,D*
 Class II, Div. 1 and 2
 Groups E,F,G
 Class III
 Marine Type Electric Fixtures
 Outside Type (Salt Water)
 ⓄUL 1598A, 844
 Suitable for use in Wet Locations

Code•Master Jr.™ HID Mounting Hoods and Fixture Units

	Type Mounting	Hub Size (Inches)	Catalog Number
	Mounting Hoods		
	Pendant One Hub	3/4 1	CAP-75 CAP-100*
	Ceiling Four Hubs, Three Close-Up Plugs	3/4 1	CAC-75 CAC-100*
	Bracket Four Hubs, Three Close-Up Plugs	3/4 1	CALB-75 CALB-100*
	25° Stanchion One Hub	1-1/4 or 1-1/2Ⓞ	CAS-150Ⓞ






	Mounting Adapter with Connection Block Permits use of existing A-51 mounting hoods (AAC Ceiling or AALB Bracket) with the new Code•Master 2 Fixture Unit. After removing existing Fixture Unit and adapter, screw in the new CMAD-1 Adapter. Then thread new Fixture Unit into the CMAD-1.	CMAD-1
--	--	---------------

Fixture Units Ballast body with globe. Indicate voltage desired by adding voltage suffix to Fixture Unit catalog number listed below. Ⓞ

Type	Lamp Watts	Fixture Unit Number	Add Voltage SuffixesⓄ				
			120V	208V	240V	277V	480V
 High Pressure Sodium High Power Factor (Min. P.F. 90%)	35	CJB35L-	12	—	—	—	—
	50	CJB50L-	MT	MT	MT	MT	—
	70	CJB70L-	MT	MT	MT	MT	48
	100	CJB100L-	MT	MT	MT	MT	48
	150	CJB150L-	MT	MT	MT	MT	48
 Pulse Start Metal Halide Constant Wattage (Min. P.F. 90%)	175	CJB175P-	MT	MT	MT	MT	48
 Metal Halide Constant Wattage (Min. P.F. 90%)	50	CJB50H-	MT	MT	MT	MT	—
	70	CJB70H-	MT	MT	MT	MT	48
	100	CJB100H-	MT	MT	MT	MT	48
	175	CJB175H-	MT	MT	MT	MT	48
 Mercury Vapor Constant Wattage (Min. P.F. 90%)	100	CJB100M-	MT	MT	MT	MT	48

Ⓞ For specific hazardous area suitability of each fixture listed, see page 3. Ⓞ UL Standard 1598A supersedes UL Standard 1572. Ⓞ Add suffix **-SR** (after adding voltage suffix) for “Smart Hot Restrike” emergency option, **-R** for “Hot Restrike” and **-S** for “Smart Starter” options. (HPS fixtures only), see page G1-7. Ⓞ 1-1/2” Tapped hub furnished with 1-1/2” to 1-1/4” reducer. Ⓞ “MT” (multi-tap volt) ballasts can be operated at input voltage of 120/208/240/277V.* Mounting Hoods with 1” hub listed for Class I, Group D; Class II, Groups E,F,G; Class III only. Ⓞ Consult factory.

Reflectors, Exit Sign, Globes, Guards and Parts for Code•Master Jr.™ HID Lighting Fixtures

	Description	Catalog Number
 <p data-bbox="185 638 347 663">Standard Dome</p> <p data-bbox="412 638 509 663">30° Angle</p>	<p data-bbox="626 485 805 510">Polyester Reflectors</p> <p data-bbox="626 512 984 537">Furnished with stainless steel screws</p> <p data-bbox="626 617 777 642">Standard Dome</p> <p data-bbox="626 644 721 669">30° Angle</p>	<p data-bbox="1328 617 1409 642">KR2-ST</p> <p data-bbox="1328 644 1409 669">KR2-AN</p>
	<p data-bbox="626 695 821 720">Three-Way Exit Sign*</p> <p data-bbox="626 722 1062 747">Epoxy enameled steel — 6"-high red lettering</p> <p data-bbox="626 749 1000 812">Mounts to Code•Master Jr. fixture units in place of guard.</p> <p data-bbox="626 854 834 879">Single Sided Exit Sign*</p> <p data-bbox="626 882 1062 907">Epoxy enameled steel — 6"-high red lettering</p> <p data-bbox="626 909 1000 972">Mounts to Code•Master Jr. fixture units in place of guard.</p> <p data-bbox="626 974 1170 999">*Consult Factory regarding hazardous location suitability.</p>	<p data-bbox="1328 722 1419 747">CJEXRN</p> <p data-bbox="1328 879 1435 905">AEXR-15R</p>
	<p data-bbox="626 1016 971 1079">Prismatic Glass Globe and Ring Assembly — 35W thru 175W</p>	<p data-bbox="1328 1094 1435 1119">CJGL-175</p>
	<p data-bbox="626 1184 959 1209">Aluminum Guards — 35W thru 175W</p>	<p data-bbox="1328 1241 1419 1266">CJGU-15</p>
	<p data-bbox="626 1352 976 1377">Replacement Sockets— 35W thru 175W</p> <p data-bbox="626 1379 837 1404">Medium base sockets</p> <p data-bbox="626 1457 940 1482">Connection Block— 35W thru 175W</p> <p data-bbox="626 1484 894 1509">For all Code•Master fixtures</p>	<p data-bbox="1328 1379 1435 1404">CJMS-175</p> <p data-bbox="1328 1484 1386 1509">VPT-7</p>

HPS Smart Hot Restrike

Smart Hot Restrike will immediately restrike a HPS lamp when power is restored after a momentary power interruption. The smart function removes the hot restrike ignitor from the circuit if the lamp burns out or is removed from the socket. Eliminates starter failures caused by prolonged operation with cycling or failing lamps and simplifies finding their location, reducing maintenance and repair costs.

Optional for fixture watts of 50, 70, 100 or 150 (HPS only)

Add suffix **-SR**

HPS Hot Restrike

Restrikes HPS lamp immediately when power is restored after a momentary power interruption.

Optional for fixture watts of 50, 70, 100 or 150 (HPS only)

Add suffix **-R**

HPS Smart Starter

"Smart Starter" for HPS fixtures only. Incorporates a 1-1/2-minute timer and performs as a conventional starter to normally start lamp. Removes itself from circuit if lamp burns out or is removed from socket. Eliminates starter failures caused by prolonged operation with cycling or failing lamps and simplifies finding their location, reducing maintenance and repair costs.

Optional for all HPS fixtures.

Add suffix **-S**

Ballast Operating Data: Fuse Kits for Code•Master Jr.™ HID Fixtures for Field Installation

Order Fuses as a Separate Item. Select Catalog Number and Quantity Required from Right-Hand Columns.

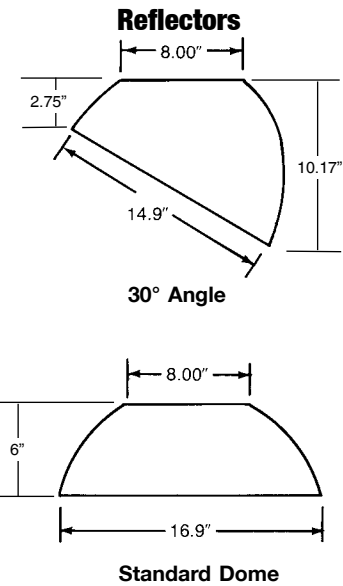
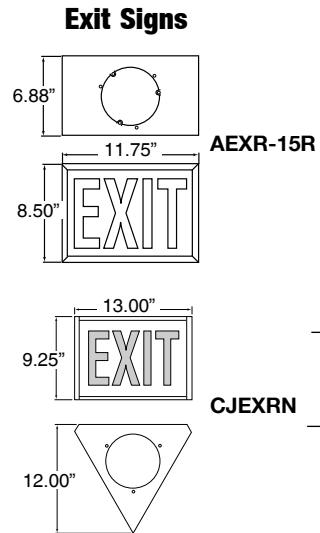
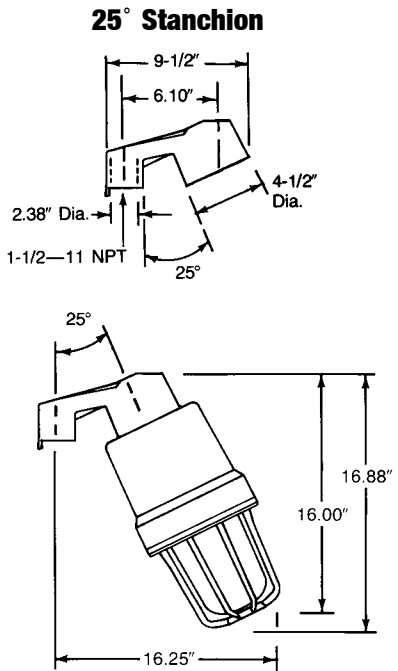
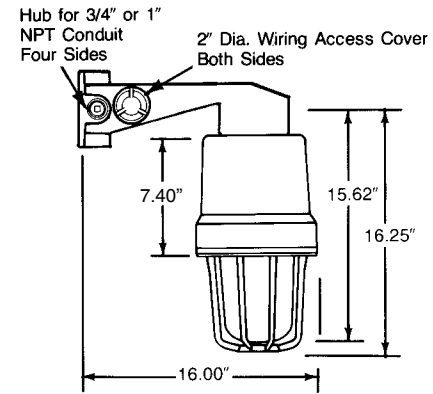
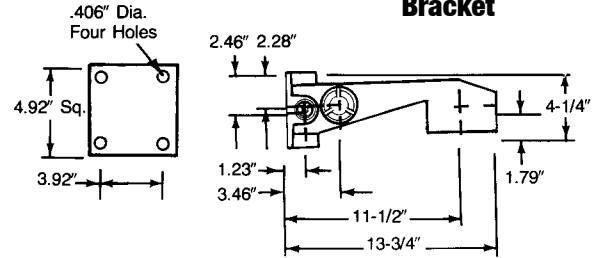
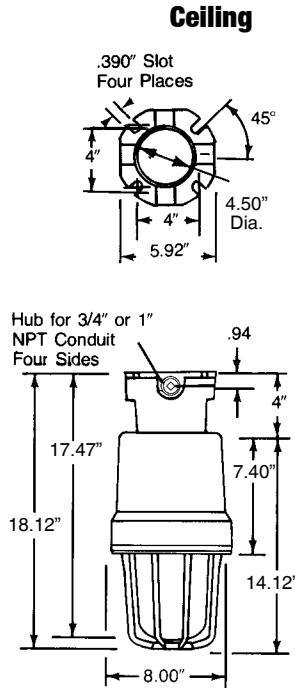
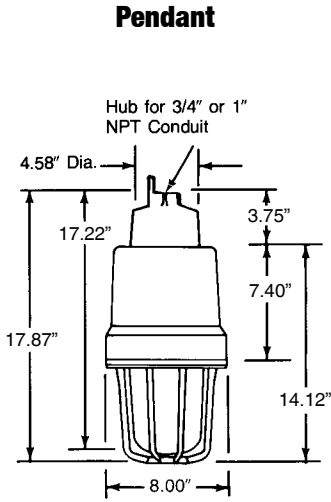
Lamp Watts Volts	Ballast Amps										Fuse Qty. Req.	Fuse Kit Catalog Number			
	High Pressure Sodium*		Mercury Vapor CWA		Metal Halide CWA		Pulse Start Metal Halide Super CWA		HPS CF-2	MV (CWA)		MH (CWA)	PSMH		
	Start	Oper.	Start	Oper.	Start	Oper.	Start	Oper.							
35W 120	.78	.38	—	—	—	—	—	—	—	—	1	CF-2	—	—	—
50W	120	.58	.58	—	—	.87	.60	—	—	1	CF-5	—	CF-3	—	
	208	.35	.33	—	—	.51	.35	—	—	2	CF-3	—	CF-3	—	
	240	.31	.29	—	—	.47	.30	—	—	2	CF-3	—	CF-2	—	
	277	.25	.25	—	—	.39	.25	—	—	1	CF-2	—	CF-2	—	
	480	—	—	—	—	—	—	—	—	—	—	—	—	—	
70W	120	.90	.82	—	—	.80	.85	—	—	1	CF-5	—	CF-5	—	
	208	.50	.48	—	—	.50	.50	—	—	2	CF-3	—	CF-3	—	
	240	.44	.41	—	—	.43	.43	—	—	2	CF-3	—	CF-3	—	
	277	.35	.36	—	—	.39	.37	—	—	1	CF-2	—	CF-2	—	
	480	.21	.21	—	—	.19	.23	—	—	2	CF-2	—	CF-2	—	
100W	120	1.30	1.15	1.00	1.05	1.20	1.15	—	—	1	CF-8	CF-3	CF-8	—	
	208	.76	.67	.58	.60	.70	.66	—	—	2	CF-5	CF-2	CF-5	—	
	240	.66	.58	.50	.52	.61	.58	—	—	2	CF-5	CF-2	CF-3	—	
	277	.60	.50	.43	.45	.55	.50	—	—	1	CF-3	CF-2	CF-3	—	
	480	.33	.31	.25	.28	.30	.30	—	—	2	CF-3	CF-2	CF-2	—	
150W	120	2.00	1.66	—	—	—	—	—	—	1	CF-10	—	—	—	
	208	1.16	.96	—	—	—	—	—	—	2	CF-5	—	—	—	
	277	1.00	.83	—	—	—	—	—	—	1	CF-5	—	—	—	
	480	.88	.75	—	—	—	—	—	—	2	CF-5	—	—	—	
175W	120	—	—	—	—	1.30	1.80	1.10	1.86	1	—	—	CF-5	CF-5	
	208	—	—	—	—	.75	1.10	.75	1.23	2	—	—	CF-3	CF-3	
	240	—	—	—	—	.65	.90	.65	.98	2	—	—	CF-3	CF-3	
	277	—	—	—	—	.55	.80	.55	.87	1	—	—	CF-2	CF-3	
	480	—	—	—	—	.35	.45	.25	.50	2	—	—	CF-2	CF-2	

Fuse Kit includes fuse, fuse holder and necessary hardware for field installation. Mounts easily in ballast body with one screw. Order one fuse for 120 and 277V, and 2 fuses for 208, 240 and 480V. **CF-2** = 2 Amp; **CF-3** = 3 Amp; **CF-5** = 5 Amp; **CF-6** = 6 Amp; **CF-8** = 8 Amp; **CF-10** = 10 Amp

*35 thru 150W HPS have H.P.F. High Reactance ballasts.

PSMH 480 volts has CWA ballast.

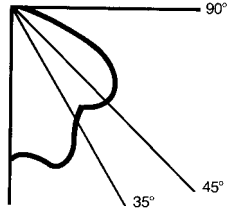
Dimensions: Code•Master Jr.™ HID Lighting Fixtures



G1-10

Photometric Data: Code•Master Jr.™ Fixtures with High Pressure Sodium Lamps

150W HPS Fixture with Standard Dome Reflector*



Zone	Candlepower	Lumens
0	3670	—
5	3118	297.5
15	3723	1054.9
25	3053	1412.7
35	2469	1550.7
45	2941	2276.8
55	2372	2126.9
65	1527	1515.5
75	422	446.0
85	103	112.2
95	3	3.5
105	12	13.1
115	109	107.9
125	30	26.9
135	2	1.2
145	4	2.3
155	2	.9
165	3	.9
175	5	.4

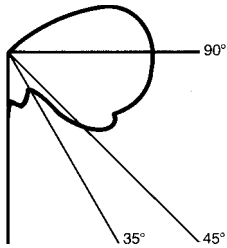
Total Fixture
Efficiency: 68.4%

Coefficients of Utilization, Zonal Cavity Method

% Floors Rfc	% Ceiling Rcc	% Walls Rw	20																						
			80				70				50				30				10				0		
0	1	2	3	4	5	6	7	8	9	10	70	50	30	10	50	30	10	50	30	10	50	30	10	0	
0	.81	.81	.81	.81	.79	.79	.79	.79	.75	.75	.75	.72	.72	.72	.68	.68	.67	.67	.67	.67	.67	.67	.67	.67	.67
1	.75	.72	.69	.66	.73	.70	.68	.65	.67	.65	.63	.64	.62	.61	.61	.60	.58	.58	.58	.58	.58	.58	.58	.58	.58
2	.68	.63	.59	.55	.66	.62	.58	.54	.59	.56	.53	.57	.54	.52	.55	.52	.50	.49	.49	.49	.49	.49	.49	.49	.49
3	.62	.56	.50	.46	.61	.55	.50	.46	.52	.48	.45	.50	.47	.44	.49	.46	.43	.42	.42	.42	.42	.42	.42	.42	.42
4	.57	.49	.43	.39	.55	.48	.43	.39	.46	.42	.38	.45	.41	.37	.43	.40	.37	.35	.35	.35	.35	.35	.35	.35	.35
5	.52	.43	.37	.32	.50	.42	.36	.32	.41	.36	.32	.39	.35	.31	.38	.34	.31	.29	.29	.29	.29	.29	.29	.29	.29
6	.47	.38	.32	.28	.46	.37	.32	.27	.36	.31	.27	.35	.30	.27	.34	.30	.26	.25	.25	.25	.25	.25	.25	.25	.25
7	.43	.34	.28	.24	.42	.33	.28	.24	.32	.27	.23	.31	.26	.23	.30	.26	.23	.21	.21	.21	.21	.21	.21	.21	.21
8	.40	.30	.24	.20	.38	.30	.24	.20	.29	.23	.20	.28	.23	.20	.27	.23	.19	.18	.18	.18	.18	.18	.18	.18	.18
9	.36	.27	.21	.17	.35	.26	.21	.17	.25	.20	.17	.25	.20	.17	.24	.20	.17	.15	.15	.15	.15	.15	.15	.15	.15
10	.34	.24	.19	.15	.33	.24	.18	.15	.23	.18	.15	.22	.18	.15	.22	.17	.14	.13	.13	.13	.13	.13	.13	.13	.13

Spacing Criteria: 1.1

150W HPS Fixture without Reflector*



Zone	Candlepower	Lumens
0	1101	—
5	591	56.4
15	710	201.1
25	530	245.1
35	586	368.2
45	1526	1181.5
55	1428	1280.3
65	1581	1568.3
75	1705	1803.1
85	1732	1889.3
95	1746	1904.2
105	1642	1736.9
115	1305	1294.9
125	327	292.9
135	10	7.8
145	1	.7
155	1	.2
165	0	.0
175	0	.0

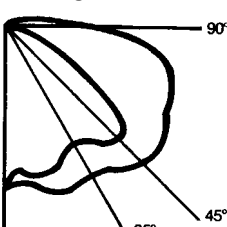
Total Fixture
Efficiency: 86.4%

Coefficients of Utilization, Zonal Cavity Method

% Floors Rfc	% Ceiling Rcc	% Walls Rw	20																						
			80				70				50				30				10				0		
0	1	2	3	4	5	6	7	8	9	10	70	50	30	10	50	30	10	50	30	10	50	30	10	0	
0	.95	.95	.95	.95	.89	.89	.89	.89	.77	.77	.77	.67	.67	.67	.58	.58	.58	.53	.53	.53	.53	.53	.53	.53	.53
1	.81	.75	.69	.64	.75	.70	.65	.60	.60	.56	.52	.51	.48	.45	.43	.40	.38	.34	.34	.34	.34	.34	.34	.34	.34
2	.71	.62	.54	.47	.66	.57	.50	.44	.49	.43	.38	.41	.36	.32	.34	.30	.27	.23	.23	.23	.23	.23	.23	.23	.23
3	.64	.52	.44	.37	.58	.49	.41	.34	.41	.35	.30	.34	.29	.25	.28	.24	.21	.17	.17	.17	.17	.17	.17	.17	.17
4	.57	.45	.36	.30	.53	.42	.34	.28	.35	.29	.24	.29	.24	.20	.24	.20	.16	.13	.13	.13	.13	.13	.13	.13	.13
5	.52	.39	.30	.24	.47	.36	.28	.22	.30	.24	.19	.25	.20	.16	.20	.16	.12	.09	.09	.09	.09	.09	.09	.09	.09
6	.47	.34	.26	.19	.43	.32	.24	.18	.27	.20	.15	.22	.17	.13	.18	.13	.10	.07	.07	.07	.07	.07	.07	.07	.07
7	.43	.30	.22	.16	.39	.28	.20	.15	.24	.17	.13	.19	.14	.10	.16	.11	.08	.06	.06	.06	.06	.06	.06	.06	.06
8	.40	.27	.19	.14	.36	.25	.18	.13	.21	.15	.11	.17	.12	.08	.14	.10	.06	.04	.04	.04	.04	.04	.04	.04	.04
9	.36	.24	.17	.12	.33	.22	.15	.11	.19	.13	.09	.15	.11	.07	.12	.08	.05	.03	.03	.03	.03	.03	.03	.03	.03
10	.34	.22	.15	.10	.31	.20	.14	.09	.17	.11	.08	.14	.09	.06	.11	.07	.04	.02	.02	.02	.02	.02	.02	.02	.02

Spacing Criteria: 0.7

150W HPS Fixture with 30° Angle Reflector*



Zone	Zoned Lumens	
	Front	Back
0	137.6	122.0
15	452.1	350.4
25	687.9	447.3
35	866.5	514.4
45	1372.0	485.9
55	1428.8	234.0
65	1437.3	83.7
75	1184.5	26.3
85	600.5	8.8
95	241.7	2.2
105	97.5	.0
115	18.8	.0

Total Fixture
Efficiency: 67.5%

Candlepower Distribution

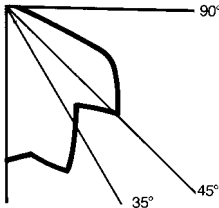
Zone	0°	22.5°	45°	67.5°	90°	112.5°	135°	157.5°	180°
5	3002	2956	2866	2880	2607	2628	2507	2516	2632
15	3306	3237	3187	3237	2746	2718	2413	2263	2425
25	3208	3092	2982	2904	2552	2232	1796	1615	1721
35	3113	2904	2739	2669	2329	1947	1663	1191	1205
45	3929	3694	3555	3515	2753	2045	820	588	547
55	3698	3539	3399	3095	1697	686	359	153	125
65	3654	3535	3304	2530	723	302	47	0	0
75	3535	3382	2657	965	355	37	0	0	0
85	2310	1834	873	501	93	15	0	0	0
95	805	698	479	191	11	9	0	0	0
105	409	348	174	11	0	0	0	0	0
115	119	81	11	0	0	0	0	0	0

Spacing Criteria: 0° = 1.7 90° = 1.2 180° = 0.8

* Photometric data is based on a fixture with a 150 watt clear High Pressure Sodium lamp (16,000 lumen), without guard. For candlepower values of fixtures with other HPS lamps, use the following multipliers: for a 100W (9500 lumen) HPS lamp— 0.594; for a 70W (6400 lumen) HPS lamp— 0.394; 70W (5800 lumen) HPS lamp— 0.363; for a 50W (4000 lumen) HPS lamp — 0.25; for 35W (2250 lumen) HPS lamp— 0.141. For candlepower values of fixture with guard, multiply by 0.95.

Photometric Data: Code•Master Jr.™ Fixtures with Metal Halide Lamps

175W MH Fixture with Standard Dome Reflector*



Zone	Candlepower	Lumens
0	2868	—
5	2732	260.7
15	2915	825.9
25	2834	1311.4
35	2121	1331.7
45	2713	2100.1
55	2330	2089.3
65	1840	1825.6
75	460	486.1
85	112	121.9
95	1	1.4
105	5	4.9
115	35	34.7
125	108	97.2
135	0	.2
145	0	.2
155	0	.0
165	1	.1
175	0	.0

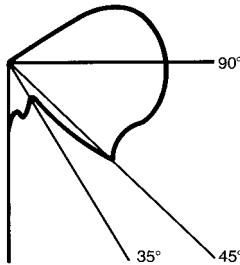
Total Fixture
Efficiency: 74.9%

Coefficients of Utilization, Zonal Cavity Method

% Floors Rfc	% Ceiling Rcc	20																							
		80				70				50				30				10				0			
% Walls	Rw	70	50	30	10	70	50	30	10	50	30	10	50	30	10	50	30	10	50	30	10	50	30	10	0
0	.88	.88	.88	.88	.88	.86	.86	.86	.86	.82	.82	.82	.78	.78	.78	.75	.75	.75	.75	.75	.75	.75	.75	.73	
1	.81	.78	.75	.72	.79	.76	.73	.71	.73	.71	.68	.70	.68	.66	.67	.65	.64	.67	.65	.64	.62	.62	.62	.62	
2	.74	.68	.63	.59	.72	.67	.62	.58	.64	.60	.57	.61	.58	.55	.59	.56	.54	.52	.51	.50	.49	.48	.47	.46	
3	.68	.60	.54	.49	.66	.59	.53	.49	.56	.51	.48	.54	.50	.47	.52	.49	.46	.44	.43	.42	.41	.40	.39	.37	
4	.61	.52	.46	.41	.60	.51	.45	.40	.49	.44	.40	.48	.43	.39	.46	.42	.39	.37	.36	.35	.34	.33	.32	.30	
5	.55	.45	.39	.33	.54	.45	.38	.33	.43	.37	.33	.41	.36	.32	.40	.35	.32	.30	.29	.28	.27	.26	.25	.23	
6	.50	.40	.33	.28	.49	.39	.33	.28	.38	.32	.28	.36	.31	.27	.35	.31	.27	.25	.24	.23	.22	.21	.20	.18	
7	.46	.36	.29	.24	.45	.35	.28	.24	.34	.28	.24	.32	.27	.23	.31	.27	.23	.21	.20	.19	.18	.17	.16	.15	
8	.42	.32	.25	.20	.41	.31	.25	.20	.30	.24	.20	.29	.24	.20	.28	.23	.20	.18	.17	.16	.15	.14	.13	.12	
9	.39	.28	.22	.17	.37	.27	.21	.17	.27	.21	.17	.26	.20	.17	.25	.20	.17	.15	.14	.13	.12	.11	.10	.09	
10	.36	.25	.19	.15	.35	.25	.19	.15	.24	.18	.15	.23	.18	.15	.22	.18	.14	.13	.12	.11	.10	.09	.08	.07	

Spacing Criteria: = 1.2

175W MH Fixture without Reflector*



Zone	Candlepower	Lumens
0	657	—
5	534	50.9
15	560	158.6
25	446	206.2
35	388	243.6
45	1306	1011.2
55	1197	1073.8
65	1304	1294.0
75	1406	1487.3
85	1399	1525.5
95	1388	1514.5
105	1333	1410.0
115	1188	1178.9
125	667	598.3
135	15	11.8
145	2	1.3
155	0	.0
165	0	.0
175	0	.0

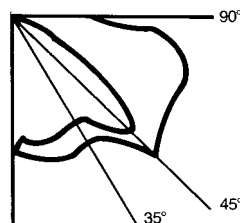
Total Fixture
Efficiency: 84.0%

Coefficients of Utilization, Zonal Cavity Method

% Floors Rfc	% Ceiling Rcc	20																							
		80				70				50				30				10				0			
% Walls	Rw	70	50	30	10	70	50	30	10	50	30	10	50	30	10	50	30	10	50	30	10	50	30	10	0
0	.92	.92	.92	.92	.92	.85	.85	.85	.85	.74	.74	.74	.64	.64	.64	.54	.54	.54	.54	.54	.54	.54	.54	.50	
1	.79	.73	.67	.63	.73	.67	.63	.58	.58	.54	.50	.49	.46	.43	.40	.38	.36	.32	.31	.30	.29	.28	.27	.26	
2	.69	.60	.53	.46	.63	.55	.49	.43	.47	.42	.37	.39	.35	.31	.32	.28	.26	.22	.21	.20	.19	.18	.17	.16	
3	.62	.51	.43	.36	.57	.47	.40	.34	.40	.34	.29	.33	.28	.24	.27	.23	.20	.16	.15	.14	.13	.12	.11	.10	
4	.56	.44	.35	.29	.51	.41	.33	.27	.34	.28	.23	.28	.23	.19	.23	.19	.15	.12	.11	.10	.09	.08	.07	.06	
5	.50	.38	.29	.23	.46	.35	.27	.21	.29	.23	.18	.24	.19	.15	.19	.15	.12	.09	.08	.07	.06	.05	.04	.03	
6	.46	.33	.25	.19	.42	.31	.23	.18	.26	.19	.15	.21	.16	.12	.17	.13	.09	.07	.06	.05	.04	.03	.02	.01	
7	.42	.30	.22	.16	.28	.27	.20	.15	.23	.17	.12	.19	.14	.10	.15	.11	.07	.05	.04	.03	.02	.01	.00	.00	
8	.38	.26	.19	.13	.35	.24	.17	.12	.20	.14	.10	.17	.12	.08	.13	.09	.06	.04	.03	.02	.01	.00	.00	.00	
9	.35	.24	.16	.11	.32	.22	.15	.10	.18	.12	.09	.15	.10	.07	.12	.08	.05	.03	.02	.01	.00	.00	.00	.00	
10	.33	.21	.14	.10	.30	.20	.13	.09	.16	.11	.07	.13	.09	.06	.10	.07	.04	.03	.02	.01	.00	.00	.00	.00	

Spacing Criteria: 1.0

175W MH Fixture with 30° Angle Reflector*



Zone	Zone Lumens	
	Front	Back
0	101.6	99.4
15	322.2	291.7
25	517.4	393.3
35	687.4	402.8
45	1153.7	403.6
55	1169.5	208.5
65	1164.8	70.2
75	963.6	24.0
85	542.8	4.9
95	193.7	.5
105	77.5	.0
115	13.3	.0

Total Fixture
Efficiency: 62.9%

Candlepower Distribution

Zone	0°	22.5°	45°	67.5°	90°	112.5°	135°	157.5°	180°
5	2224	2205	2107	2109	2033	2142	2054	2083	2025
15	2369	2396	2260	2229	2090	2132	2052	2019	1957
25	2412	2397	2231	2131	1996	1994	1627	1476	1391
35	2348	2365	2150	2086	1896	1483	1211	1057	947
45	3101	3136	2893	3043	2313	1723	734	497	424
55	2877	2819	2659	2634	1666	581	304	149	96
65	2836	2791	2618	2233	598	250	53	0	0
75	2774	2681	2272	787	295	49	3	0	0
85	2193	1735	724	385	78	0	0	0	0
95	650	583	376	137	4	0	0	0	0
105	337	288	127	3	0	0	0	0	0
115	94	56	4	0	0	0	0	0	0

Spacing Criteria: 0° = 2.0 90° = 1.5 180° = 0.9

* Photometric data is based on a fixture with a 175 watt clear Metal Halide lamp (14,000 lumen), without guard. For candlepower values of fixtures with other MH lamps, use the following multipliers: for a 100W (8500 lumen) MH lamp—0.607; for a 70W (5000 lumen) MH lamp—0.357; for 175W (16,400 lumen) PSMH lamp—1.17. For candlepower values of fixture with guard, multiply by—0.95.

Code•Master 2™ HID Factory Sealed Fixtures: Explosionproof, Dust-Ignitionproof

Integrally Ballasted for HPS, MH, PSMH or MV Lamps.
For Use with Threaded Metal Conduit.

Applications

- Ideal for use in chemical and petrochemical plants, such as manufacturers of plastics, paints and thinners, in refineries, and in other process areas where ignitable vapors, dust, moisture and corrosive elements may be present.
- Suitable for use in wet locations.

Features

- Fixtures operate safely in high ambient temperatures. For example, in Class I areas the 150W HPS fixture operates at a maximum temperature of 120°C in a 65°C ambient (100°C temperature in a 40°C ambient). See page 14 for specific ratings.
- Arrangement of heat-producing components results in more efficient heat dissipation for cooler fixture operation.
- Patented “wireless” design. Threading of fixture unit onto mounting hood makes electrical connection. Only wiring required is attaching two wires to connection block in mounting hood.
- Connection block is easily wired: (a) loosen two screws, (b) make wire connections, (c) re-position connection block.
- Safe, easy servicing without disconnecting any wiring. “Wireless” fixture unit easily threads off mounting hood for convenient servicing or for immediate replacement with a “stand-by” unit.
- Acme double lead threads speed installation and fixture removal from mounting hood— only half as many turns are required as for single lead threads. The threads do not stick, or gall, eliminating the troublesome problems often encountered with single lead threads during fixture unit removal.
- All threaded joints are flame-tight.
- Integrally-ballasted HID lighting fixtures; separate ballasts not required.
- Factory sealed. External seals not required.



Code•Master 2™ HID Factory Sealed Fixtures: Explosionproof, Dust-Ignitionproof

Integrally Ballasted for Mogul Base HPS, MH, PSMH or MV Lamps.
For Use with Threaded Metal Conduit.

- Strategic location of lamp socket in combination with the interior prism design of the glass globe, provides optimum light distribution and control.
- Superior corrosion-resistance, with epoxy powder coat finish.
- Porcelain socket with nickel plated phosphor bronze screw shell. Assures long trouble-free operation in high ambient areas.
- Choice of mountings: pendant, ceiling, bracket and stanchion.
- Fiberglass reinforced polyester reflectors, in standard dome, deep dome or 30° angle, are ideal in installations where luminaire is subject to exceptionally severe corrosive atmospheres. The high bay aluminum reflector is indicated in installations where mounting height from work plane ranges from 20 to 30 feet.
- Optional guards protect globes from damage. Secured to fixture with three screws.
- Variety of light sources: high pressure sodium, mercury vapor, metal halide and pulse start metal halide. HPS and MV are excellent where long lamp life is required. HPS provides high lumens per watt and is less expensive to operate. MH is desirable where colors of illuminated areas must be close to natural. PSMH provides better color rendition, increased lumen output, longer lamp

life, faster restrike after momentary power interruption when compared to standard metal halide systems.

- Wide range of wattages and voltages. Code•Master 2 HID fixture with in-head ballasts available for 50- to 400-watt lamps. 120/208/240/277V and 480V.
- Ballasts operate at low temperatures: MV, MH and PSMH — minus 20°F, HPS — minus 40°F.
- 50W thru 150W high pressure sodium ballasts are high reactance, high power factor type.
- 250W and 400W high pressure sodium, all metal halide and all mercury vapor ballasts are constant wattage autotransformer (CWA) type.

Standard Materials

- *Ballast bodies and guards:* copper-free aluminum (4/10 of 1% max.).
- *Pendant mounting hoods:* die-cast copper-free (4/10 of 1% max.).
- *Ceiling, bracket and stanchion mounting hoods:* sand cast copper-free (4/10 of 1% max.).
- *Reflectors:* Alzak* aluminum or fiberglass reinforced polyester.

Standard Finishes

- *Ballast bodies, guards and mounting hoods:* epoxy powder coat finish, electrostatically applied for complete, uniform corrosion protection.

Options

- *Fuses:* Order fuses for field installation by catalog number on page G1-19.
- *Quartz Auxiliary Emergency Lamp:* for MV, MH and HPS fixtures. Relay switch installed in fixture. Add suffix **-MTE** to fixture catalog number for 120V thru 277V, and suffix **-480E** to fixture catalog number for 480V fixture.
- *Smart Hot Restrike Option:* Available for 50W thru 150W HPS only. Add suffix **-SR**. See page G1-18.
- *Hot Restrike Option:* Available for 50W thru 150W HPS only. Add suffix **-R**. See page G1-18.
- *Smart Starter Option:* Available for 50W thru 400W HPS only. Add suffix **-S**. See page G1-18.

Compliances

- UL Standard 1598A (supersedes UL 1572), 844 and Marine Type Electric Fixtures Outside Type (Saltwater).
- Suitable for use in wet locations.
- Appleton Aluminum products are produced from a high strength copper-free (4/10 of 1% max.) alloy.

*Alzak is a proprietary term of Aluminum Corp. of America.

Fixture and Accessory Weights

Fixture Size	Fixture Weight, Lbs.	Reflector Weight, Lbs.	Guard Weight, Lbs.
50W thru 175W	32	3	1
250W MV, MH and PSMH	37	3	1
250W HPS	40	3	2
320W, 350W and 400W	45	3	2

MOUNTING HOOD WEIGHTS: Pendant, 2 lbs.; Ceiling, 4 lbs.; Bracket, 6 lbs.; Stanchion, 2 lbs.

Technical Data: Classified Area and Ambient Suitability of Code•Master 2™ Lighting Fixtures

Classified Area Suitability of Code•Master 2™ Series HID Fixtures (Suitability includes use of reflector.)

Lamp Type	Lamps Watts	Supply Wire °C	Ambient Temp °C	Class I, Div. 1 & 2 With Globe or with Globe & Reflector UL/NEC Temp. Ident. No.			† Class II, Div. 1 & 2 With Globe or with Globe & Reflector UL/NEC Temp. Ident. No.	
				Nameplate Marking			Nameplate Marking	Groups
				Code•Master 2	Code•Master Flood	Groups		
High Pressure Sodium	50	60	40	T5	T5	C,D	T4	E,F,G
	50	75	55	T4A	—	C,D	—	—
	50	85	65	T4A	—	C,D	—	—
	70	60	40	T5	T5	C,D	T4	E,F,G
	70	75	55	T4A	—	C,D	—	—
	70	85	65	T4A	—	C,D	—	—
	100	60	40	T5	T5	C,D	T4	E,F,G
	100	75	55	T4A	—	C,D	—	—
	100	85	65	T4A	—	C,D	—	—
	150	60	40	T5	T5	C,D	T3A	E,F
	150	75	55	T4A	—	C,D	—	—
	150	85	65	T4A	—	C,D	—	—
	250	75	40	T3C	T4	C,D	—	—
	250	75	55	T3C	—	C,D	—	—
	400	85	40	T3C	T3A	C,D	—	—
Metal Halide	175	75	40	T4	T3B	C,D	T3C	E,F,G
	250	75	40	T4	T3B	C,D	T3A	E,F
	400	75	40	T3C	T3	C,D	—	—
Mercury Vapor	100	75	40	T3C	T3A	C,D	T3B	E,F,G
	175	75	40	T3C	T3A	C,D	T3A	E,F
	250	75	40	T3C	T3A	C,D	T3	E,F
	400	75	40	T3A	T2D	C,D	—	—
Pulse Start Metal Halide	175	75	40	T4	T3B	C,D	T3C	E,F,G
	250	75	40	T4	T3B	C,D	T3A	E,F
	320	75	40	T3C	T3	C,D	—	—
	350	75	40	T3C	T3	C,D	—	—
	400	75	40	T3C	T3	C,D	—	—

NOTE: The maximum operating temperature of the fixture must not exceed the ignition temperature of the gas, vapor or dust to be encountered per NEC 500-2(c). For ignition temperatures, see Cat. Sec. F1.

†Applies to Code•Master 2 Only.



“T” Numbers Represent the Maximum Surface Temperature for Class I, Div. 1 Locations and Maximum Surface Temperature Under Dust Blanket for Class II, Div. 1 Locations.

“T” Number	T1	350	325	T2	T2A	T2B	T2C	T2D	T3	T3A	T3B	T3C	T4	T4A	T5	T6
Temp. Range (°C)	351-450	326-350	301-325	281-300	261-280	231-260	216-230	201-215	181-200	166-180	161-165	136-160	121-135	101-120	86-100	85

Class I, Div. 1 and 2
Groups C,D
Class II, Div. 1 and 2
Groups E,F,G
Class III
Marine Type Electric Fixtures
Outside Type (Salt Water)
UL 1598A, 844
Suitable for use in Wet Locations

Code•Master 2™ Factory Sealed Fixtures: Explosionproof, Dust-Ignitionproof; 50W-400W

High Pressure Sodium: High Reactance (50-150W) Constant Wattage (250-400W) (Min. P.F. 90%). Metal Halide, Pulse Start Metal Halide and Mercury Vapor: Constant Wattage (Min. P.F. 90%). Mogul Base Lamps.

U.S. Pat. 3,170,750 Pat. Can. 1968	Type Mounting	Lamp Watts	ANSI Lamp Type				Hub Size (Inches)	Catalog Number®					
			HPS	MH	PSMH	MV		HPS	MH	PSMH	MV		
	One Hub, Rigid or Flexible Mounting	Pendant	50W	S68	—	—	—	3/4	CLP5075*	—	—	—	
								1	CLP5010*	—	—	—	
			70W	S62	—	—	—	—	3/4	CLP7075*	—	—	—
									1	CLP7010*	—	—	—
			100W	S54	—	—	—	H38	3/4	CLP1075*	—	—	CMP1075*
									1	CLP1010*	—	—	CMP1010*
			150W	S55	—	—	—	—	3/4	CLP1575*	—	—	—
									1	CLP1510*	—	—	—
			175W	—	M57	M137/M152	H39	H39	3/4	—	CHP1775*	CPP1775*	CMP1775*
									1	—	CHP1710*	CPP1710*	CMP1710*
			250W	S50	M58	M138	H37	H37	3/4	CLP2575*	CHP2575*	CPP2575*	CMP2575*
									1	CLP2510*	CHP2510*	CPP2510*	CMP2510*
			320W	—	—	M132/M154	—	—	3/4	—	—	CPP3275*	—
									1	—	—	CPP3210*	—
	350W	—	—	M131	—	—	3/4	—	—	CPP3575*	—		
							1	—	—	CPP3510*	—		
	400W	S51	M59	M135	H33	H33	3/4	CLP4075*	CHP4075*	CPP4075*	CMP4075*		
							1	CLP4010*	CHP4010*	CPP4010*	CMP4010*		
	Four Hubs, Three Close-Up Plugs	Ceiling	50W	S68	—	—	—	3/4	CLC5075*	—	—	—	
									1	CLC5010*	—	—	—
			70W	S62	—	—	—	—	3/4	CLC7075*	—	—	—
									1	CLC7010*	—	—	—
			100W	S54	—	—	—	H38	3/4	CLC1075*	—	—	CMC1075*
									1	CLC1010*	—	—	CMC1010*
			150W	S55	—	—	—	—	3/4	CLC1575*	—	—	—
									1	CLC1510*	—	—	—
			175W	S68	M57	M137/M152	H39	H39	3/4	—	CHC1775*	CPC1775*	CMC1775*
									1	—	CHC1710*	CPC1710*	CMC1710*
			250W	S50	M58	M138	H37	H37	3/4	CLC2575*	CHC2575*	CPC2575*	CMC2575*
									1	CLC2510*	CHC2510*	CPC2510*	CMC2510*
			320W	—	—	M132/M154	—	—	3/4	—	—	CPC3275*	—
									1	—	—	CPC3210*	—
	350W	—	—	M131	—	—	3/4	—	—	CPC3575*	—		
							1	—	—	CPC3510*	—		
	400W	S51	M59	M135	H33	H33	3/4	CLC4075*	CHC4075*	CPC4075*	CMC4075*		
							1	CLC4010*	CHC4010*	CPC4010*	CMC4010*		

① For specific hazardous area suitability of each fixture listed, see page 4. ② UL Standard 1598A supersedes UL Standard 1572. ③ To order fixture with guard, add suffix **G** (before adding voltage suffix). ④ Refer to lamp manufacturer's data regarding lamp burning position restrictions. *Add voltage suffix **-MT** for -120/208/240/277V; or -480 for 480V. 1-1/2" Tapped hub furnished with 1-1/2" to 1-1/4" reducer. **For reflectors, See page G1-18.**



Shaded items are suitable for Class I, Group C in addition to other applicable area suitabilities.

G1-16

Class I, Div. 1 and 2
Groups C,D
Class II, Div. 1 and 2
Groups E,F,G
Class III
Marine Type Electric Fixtures
Outside Type (Salt Water)
UL 1598A, 844
Suitable for use in Wet Locations

Code•Master 2™ Factory Sealed Fixtures: Explosionproof, Dust-Ignitionproof; 50W-400W

High Pressure Sodium: High Reactance (50-150W) Constant Wattage (250-400W) (Min. P.F. 90%). Metal Halide, Pulse Start Metal Halide and Mercury Vapor: Constant Wattage (Min. P.F. 90%). Mogul Base Lamps.

U.S. Pat. 3,170,750 Pat. Can. 1968	Type Mounting	Lamp Watts	ANSI Lamp Type				Hub Size (Inches)	Catalog Number®			
			HPS	MH	PSMH	MV		HPS	MH	PSMH	MV
 <p>Four Hubs, Three Close-Up Plugs</p>	Bracket	50W	S68	—	—	—	3/4	CLB5075*	—	—	—
							1	CLB5010*	—	—	—
		70W	S62	—	—	—	3/4	CLB7075*	—	—	—
											1
		100W	S54	—	—	H38	3/4	CLB1075*	—	—	CMB1075*
											1
		150W	S55	—	—	—	3/4	CLB1575*	—	—	—
											1
		175W	—	M57	M137/M152	H39	3/4	—	CHB1775*	CPB1775*	CMB1775*
											1
		250W	S50	M58	M138	H37	3/4	CLB2575*	CHB2575*	CPB2575*	CMB2575*
											1
		320W	—	—	M132/M154	—	3/4	—	—	CPB3275*	—
											1
		350W	—	—	M131	—	3/4	—	—	CPB3575*	—
											1
	400W	S51	M59	M135	H33	3/4	CLB4075*	CHB4075*	CPB4075*	CMB4075*	
										1	CLB4010*
 <p>One Hub</p>	25° Stanchion	50W	S68	—	—	—	1-1/4 or 1-1/2†	CLS50150◇	—	—	—
			70W	S62	—	—	—	1-1/4 or 1-1/2†	CLS70150*	—	—
		100W	S54	—	—	H38	1-1/4 or 1-1/2†	CLS10150*	—	—	CMS10150*
											1-1/4 or 1-1/2†
		175W	—	M57	M137/M152	H39	1-1/4 or 1-1/2†	—	CHS17150*Ⓢ	CPS17150*	CMS17150*
											1-1/4 or 1-1/2†
		250W	S50	M58	M138	H37	1-1/4 or 1-1/2†	—	—	CPS32150*	—
											1-1/4 or 1-1/2†
		350W	—	—	M131	—	1-1/4 or 1-1/2†	—	—	CPS35150*	—
											1-1/4 or 1-1/2†

† For specific hazardous area suitability of each fixture listed, see page 4. Ⓢ UL Standard 1598A supersedes UL Standard 1572. ◇ To order fixture with guard, add suffix **G** (before adding voltage suffix). † Refer to lamp manufacturer's data regarding lamp burning position restrictions. * Add voltage suffix **-MT** for 120/208/240/277V; or **-480** for 480V. 1-1/2" Tapped hub furnished with 1-1/2" to 1-1/4" reducer. **For reflectors, See page G1-18.**

Shaded items are suitable for Class I, Group C in addition to other applicable area suitabilities.


Class I, Div. 1 and 2
 Groups C,D
 Class II, Div. 1 and 2
 Groups E,F,G
 Class III
 Marine Type Electric Fixtures
 Outside Type (Salt Water)
 Suitable for use in Wet Locations

Code•Master 2™: Fixture Unit for use with Remote Ballast or Incandescent Lamps

Mogul Base.






Fixture Units

Ballast body with globe.

	Type	Lamp Watts	Fixture Unit Number
	High Pressure Sodium *	250, 400	CMB500
	Metal Halide *	400	
	Pulse Start Metal Halide *	250, 320, 350, 400	
	Incandescent – For Class I, Div. 1 and Div. 2 Only	300 - 500	

* Remote ballast not supplied. Purchased separately.

Mounting Hoods







	Type Mounting	Hub Size (Inches)	Catalog Number
	Pendant One Hub	3/4	CAP-75
		1	CAP-100
	Ceiling Four Hubs, Three Close-Up Plugs	3/4	CAC-75
		1	CAC-100
	Bracket Four Hubs, Three Close-Up Plugs	3/4	CALB-75
		1	CALB-100
	25° Stanchion One Hub	1-1/4 or 1-1/2 [ⓐ]	CAS-150 [ⓐ]
	Mounting Adapter with Connection Block Permits use of existing A-51 mounting hoods (AAC Ceiling or AALB Bracket) with the new Code•Master 2 fixture unit. After removing existing fixture unit and adapter, screw in the new CMAD-1 Adapter. Then thread new fixture unit into the CMAD-1 .		CMAD-1

ⓐ 1-1/2" Tapped hub furnished with 1-1/2" to 1-1/4" reducer.

Shaded items are suitable for Class I, Group C in addition to other applicable area suitabilities.

G1-18

Reflectors, Globes, Guards and Parts for Code•Master 2™ Remote Ballast/Incandescent Lighting Fixture

	Description	Catalog Number
 <p>Standard and Deep Dome</p> <p>30° Angle</p>	<p>Polyester Reflectors</p> <p>Standard Dome</p> <p>Deep Dome</p> <p>30° Angle</p>	<p>CMR-4ST</p> <p>CMR-4DD</p> <p>CMR-4AN</p>
	<p>Alzak Aluminum High Bay Reflectors</p>	<p>CMR-4HB</p>
	<p>Prismatic Glass Globes</p> <p>250, 400 W HPS; 400 W MH; 250, 320, 350, 400 W PSMH; 300 - 500 W Incandescent</p>	<p>CGL-400</p>
	<p>Aluminum Guards</p> <p>250, 400 W HPS; 400 W MH; 250, 320, 350, 400 W PSMH; 300 - 500 W Incandescent</p>	<p>CGU4</p>
	<p>Replacement Sockets (Mogul Base)</p> <p>For all Code•Master 2 HID fixtures</p>	<p>CMS-400</p>
	<p>Connection Block</p> <p>For all Code•Master 2 HID fixtures</p>	<p>VPT-7</p>

Ballast Operating Data; Fuse Kits for Code•Master 2™ HID Fixtures for Field Installation

Order Fuses as a Separate Item by Catalog Number from Right Columns.

Lamp Watts Volts	Ballast Amps								Fuse Qty. Req.	Fuse Kit Catalog Number				
	High Pressure Sodium*		Mercury Vapor CWA		Metal Halide CWA		Pulse Start Metal Halide Super CWA			MV MH				
	Start	Oper.	Start	Oper.	Start	Oper.	Start	Oper.		HPS	(CWA)	(CWA)	PSMH	
50W	120	.58	.58	—	—	.87	.60	—	—	1	CF-5	—	CF-3	—
	208	.35	.33	—	—	.51	.35	—	—	2	CF-3	—	CF-3	—
	240	.31	.29	—	—	.47	.30	—	—	2	CF-3	—	CF-2	—
	277	.25	.25	—	—	.39	.25	—	—	1	CF-2	—	CF-2	—
	480	—	—	—	—	—	—	—	—	—	—	—	—	—
70W	120	.90	.82	—	—	.80	.85	—	—	1	CF-5	—	CF-5	—
	208	.50	.48	—	—	.50	.50	—	—	2	CF-3	—	CF-3	—
	240	.44	.44	—	—	.43	.43	—	—	2	CF-3	—	CF-3	—
	277	.35	.36	—	—	.39	.37	—	—	1	CF-2	—	CF-2	—
	480	.21	.21	—	—	.19	.23	—	—	2	CF-2	—	CF-2	—
100W	120	1.30	1.15	1.00	1.05	1.20	1.15	—	—	1	CF-8	CF-3	CF-8	—
	208	.76	.67	.58	.60	.70	.66	—	—	2	CF-5	CF-2	CF-5	—
	240	.66	.58	.50	.52	.61	.58	—	—	2	CF-5	CF-2	CF-3	—
	277	.60	.50	.43	.45	.55	.50	—	—	1	CF-3	CF-2	CF-3	—
	480	.33	.29	.25	.28	.30	.30	—	—	2	CF-3	CF-2	CF-2	—
150W	120	2.00	1.66	—	—	—	—	—	—	1	CF-10	—	—	—
	208	1.16	.96	—	—	—	—	—	—	2	CF-5	—	—	—
	240	1.00	.83	—	—	—	—	—	—	2	CF-5	—	—	—
	277	.88	.75	—	—	—	—	—	—	1	CF-5	—	—	—
	480	.50	.44	—	—	—	—	—	—	2	CF-3	—	—	—
175W	120	—	—	1.65	1.80	1.30	1.80	1.10	1.86	1	—	CF-5	CF-5	CF-5
	208	—	—	.95	1.10	.75	1.10	.75	1.23	2	—	CF-3	CF-3	CF-3
	240	—	—	.83	.90	.65	.90	.65	.98	2	—	CF-3	CF-3	CF-3
	277	—	—	.72	.78	.55	.80	.55	.87	1	—	CF-2	CF-2	CF-2
	480	—	—	.75	.50	.35	.45	.25	.50	2	—	CF-2	CF-2	CF-2
250W	120	1.75	2.70	2.00	2.50	1.20	2.60	1.96	2.50	1	CF-8	CF-8	CF-8	CF-8
	208	1.00	1.50	1.15	1.50	.65	1.50	1.13	1.45	2	CF-5	CF-5	CF-5	CF-5
	240	.85	1.30	1.00	1.25	.60	1.30	.98	1.25	2	CF-5	CF-5	CF-5	CF-5
	277	.75	1.15	.90	1.10	.50	1.12	.85	1.10	1	CF-5	CF-3	CF-3	CF-3
	480	.40	.65	.62	.62	.30	.65	.32	.67	2	CF-2	CF-5	CF-2	CF-2
320W	120	—	—	—	—	—	—	3.30	3.25	1	—	—	—	CF-8
	208	—	—	—	—	—	—	1.90	1.90	2	—	—	—	CF-6
	240	—	—	—	—	—	—	1.60	1.65	2	—	—	—	CF-5
	277	—	—	—	—	—	—	1.40	1.40	1	—	—	—	CF-5
	480	—	—	—	—	—	—	.45	.85	2	—	—	—	CF-3
350W	120	—	—	—	—	—	—	3.60	3.70	1	—	—	—	CF-10
	208	—	—	—	—	—	—	2.10	2.10	2	—	—	—	CF-8
	240	—	—	—	—	—	—	1.80	1.80	2	—	—	—	CF-5
	277	—	—	—	—	—	—	1.60	1.60	1	—	—	—	CF-5
	480	—	—	—	—	—	—	.60	.90	2	—	—	—	CF-3
400W	120	3.10	3.90	3.40	3.90	3.25	4.00	3.50	4.00	1	CF-15	CF-10	CF-10	CF-10
	208	1.80	2.25	2.00	2.22	1.90	2.30	2.00	2.30	2	CF-8	CF-8	CF-8	CF-8
	240	1.60	1.95	1.70	1.95	1.65	2.00	1.75	2.00	2	CF-5	CF-5	CF-5	CF-5
	277	1.35	1.70	1.50	1.70	1.40	1.25	1.50	1.75	1	CF-5	CF-5	CF-5	CF-5
	480	.80	1.00	.95	1.05	.85	1.00	.75	1.00	2	CF-5	CF-5	CF-5	CF-3

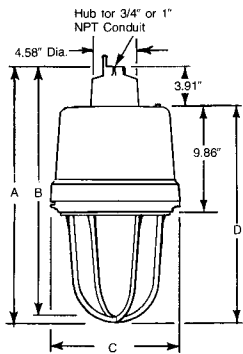
Fuse Kit includes fuse, fuse holder and necessary hardware for field installation. Mounts easily in ballast body with one screw. Order one fuse for 120 and 277V, and 2 fuses for 208, 240 and 480V. **CF-2** = 2 Amp; **CF-3** = 3 Amp; **CF-5** = 5 Amp; **CF-6** = 6 Amp; **CF-8** = 8 Amp; **CF-10** = 10 Amp

*50 thru 150W HPS have H.P.F. High Reactance ballasts; 250W and 400W HPS have CWA ballasts.

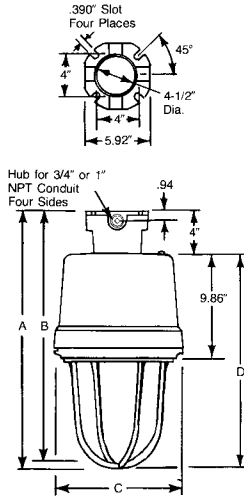
G1-20

Dimensions: Code•Master 2™ HID Lighting Fixtures

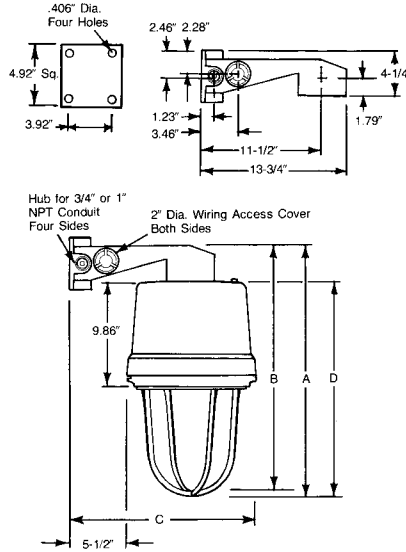
Pendant



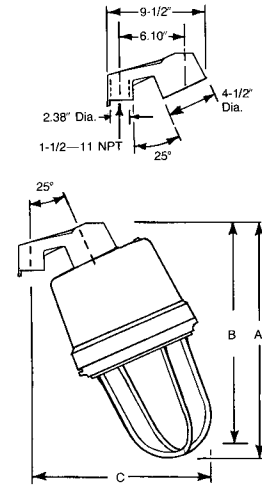
Ceiling



Bracket



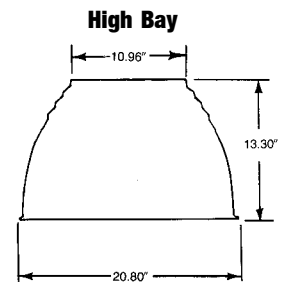
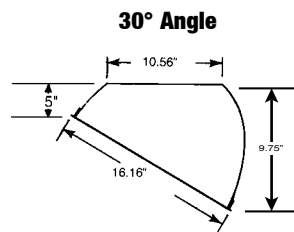
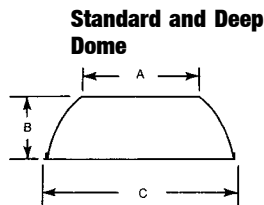
25° Stanchion



	Pendant				Ceiling				Bracket				25° Stanchion		
	A	B	C	D	A	B	C	D	A	B	C	D	A	B	C
Dimensions in Inches															
50-250W*	21.5	20.5	12.0	17.61	21.61	20.61	12.0	17.61	21.86	20.86	17.5	17.61	19.5	18.7	16.0
250-400W†	24.5	23.5	12.0	20.36	24.36	23.36	12.0	20.36	24.61	23.61	17.5	20.36	22.2	21.2	17.5

*50, 70, 100 and 150W HPS; 175 and 250W MH; 100, 175 and 250W MV; 175W PSMH. †250 and 400W HPS and 400W MH and MV; and 250, 320, 350, 400W PSMH.

Type	A	B	C
Reflector			
Dimensions in Inches			
Standard Dome	11.2	5.9	18.7
Deep Dome	10.56	7.0	20.3



Photometric Data: Code•Master 2™ HID Explosionproof Lighting Fixtures

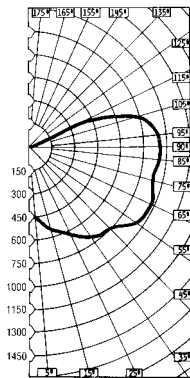
Photometric Tests Conducted by Independent Testing Laboratories, Inc.

Coefficients of Utilization: Zonal Cavity Method

Data based on 100 Watt, E-23-1/2 clear HPS lamp (9,500 lumens). For candle-power values of fixtures with other lamps, use the following multipliers: 50 Watt HPS— .42 (4000 lumens); 70 Watt HPS— .61 (6300 lumens); 150 Watt HPS— 1.68 (16,000 lumens).

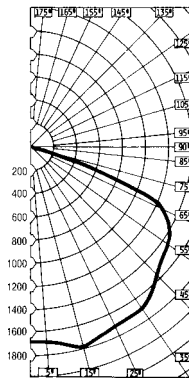
Fixture without Reflector

Spacing to Mtg.
Ht. Ratio 2.5:1
Guard .95
Efficiency 82%



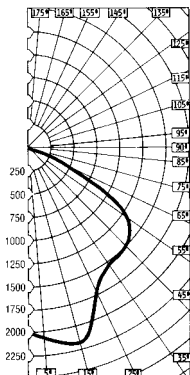
Fixture with Standard Dome Polyester Reflector

Spacing to Mtg.
Ht. Ratio 1.5:1
Guard .90
Efficiency 71.4%



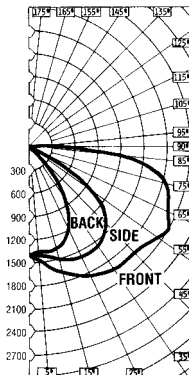
Fixture with Deep Dome Polyester Reflector

Spacing to Mtg.
Ht. Ratio 1.3:1
Guard .90
Efficiency 61.0%



Fixture with 30° Angle Polyester Reflector

Guard .90
Efficiency 64.5%



Effective Floor Cavity Reflectance (Rfc) is 20% (No Reflector)

Room Cavity Ratios	%Ceiling	Rcc	80			70			50			30			10			0
			50	30	10	50	30	10	50	30	10	50	30	10	50	30	10	
1			.73	.68	.63	.68	.64	.59	.60	.56	.53	.53	.50	.47	.45	.43	.41	.37
2			.61	.53	.47	.57	.50	.45	.50	.44	.40	.43	.39	.35	.37	.34	.30	.27
3			.51	.43	.37	.48	.41	.35	.42	.36	.31	.36	.31	.27	.31	.27	.24	.20
4			.45	.36	.30	.42	.34	.28	.37	.30	.25	.32	.26	.22	.27	.23	.19	.16
5			.39	.31	.24	.36	.29	.23	.32	.25	.20	.27	.22	.18	.23	.19	.15	.13
6			.34	.26	.20	.32	.25	.19	.28	.22	.17	.24	.19	.15	.21	.16	.13	.10
7			.30	.22	.17	.28	.21	.16	.25	.19	.14	.21	.16	.12	.18	.14	.10	.08
8			.27	.20	.14	.25	.18	.14	.22	.16	.12	.19	.14	.10	.16	.12	.09	.07
9			.24	.17	.12	.23	.16	.12	.20	.14	.10	.17	.12	.09	.15	.11	.08	.06
10			.22	.15	.11	.21	.14	.10	.18	.13	.09	.16	.11	.08	.14	.09	.07	.05

Effective Floor Cavity Reflectance (Rfc) is 20% (Std. Dome Polyester Reflector)

Room Cavity Ratios	%Ceiling	Rcc	80			70			50			30			10			0
			50	30	10	50	30	10	50	30	10	50	30	10	50	30	10	
1			.74	.72	.69	.73	.70	.68	.70	.67	.65	.67	.65	.63	.64	.63	.61	.60
2			.65	.60	.56	.64	.59	.56	.61	.57	.54	.59	.56	.53	.56	.54	.52	.50
3			.57	.51	.47	.56	.50	.46	.54	.49	.45	.51	.48	.44	.50	.46	.43	.42
4			.50	.44	.39	.49	.43	.39	.47	.42	.38	.46	.41	.38	.44	.40	.37	.35
5			.44	.38	.33	.43	.37	.33	.42	.36	.32	.40	.35	.32	.39	.35	.31	.30
6			.39	.32	.28	.38	.32	.28	.37	.31	.27	.36	.31	.27	.34	.30	.27	.25
7			.35	.28	.23	.34	.28	.23	.33	.27	.23	.32	.27	.23	.31	.26	.23	.21
8			.31	.25	.20	.31	.25	.20	.30	.24	.20	.29	.24	.20	.28	.23	.20	.18
9			.28	.22	.18	.28	.22	.18	.27	.21	.17	.26	.21	.17	.25	.20	.17	.16
10			.25	.19	.16	.25	.19	.15	.24	.19	.15	.23	.19	.15	.23	.18	.15	.14

Effective Floor Cavity Reflectance (Rfc) is 20% (Std. Dome Polyester Reflector)

Room Cavity Ratios	%Ceiling	Rcc	80			70			50			30			10			0
			50	30	10	50	30	10	50	30	10	50	30	10	50	30	10	
1			.64	.62	.60	.63	.61	.59	.60	.59	.57	.58	.57	.54	.55	.54	.54	.53
2			.57	.54	.51	.55	.53	.50	.54	.51	.49	.52	.50	.48	.50	.48	.47	.46
3			.51	.46	.43	.50	.46	.43	.48	.45	.42	.47	.44	.41	.45	.43	.40	.39
4			.46	.41	.37	.45	.40	.37	.43	.39	.36	.42	.39	.36	.41	.38	.35	.34
5			.41	.36	.32	.40	.35	.32	.39	.35	.31	.38	.34	.31	.37	.33	.31	.30
6			.36	.31	.27	.36	.31	.27	.35	.30	.27	.34	.30	.27	.33	.29	.27	.25
7			.32	.27	.24	.32	.27	.23	.31	.26	.23	.30	.26	.23	.29	.26	.23	.22
8			.29	.24	.21	.29	.24	.21	.27	.24	.20	.27	.23	.20	.26	.23	.20	.19
9			.27	.22	.18	.26	.21	.18	.25	.21	.18	.25	.21	.18	.24	.20	.18	.17
10			.24	.19	.16	.24	.19	.16	.23	.19	.16	.23	.19	.16	.22	.18	.16	.15

Photometric Data: Code•Master 2™ HID Explosionproof Lighting Fixtures

Photometric Tests Conducted by Independent Testing Laboratories, Inc.

Coefficients of Utilization: Zonal Cavity Method

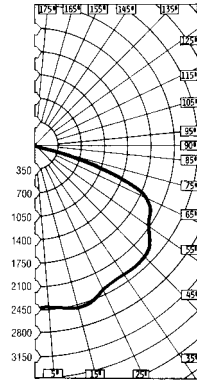
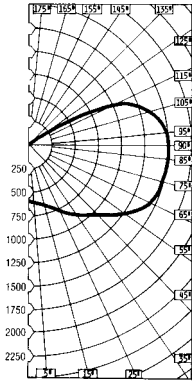
Data based on 175 Watt, MH, BT-28 clear (14,000 lumens). For candle-power values of fixtures with other lamps, use the following multipliers: 100 Watt MV— .30 (4200 lumens); 175 Watt MV— .61 (8600 lumens); 250 Watt MV— .86 (12,100 lumens); 250 Watt MH— 1.46 (20,500 lumens); 175 Watt PSMH— 1.25 (17,500 lumens); 250 Watt PSMH— 1.79 (25,000 lumens).

Fixture without Reflector

Spacing to Mtg.
Ht. Ratio 2.3:1
Guard .95
Efficiency 84%

Fixture with Standard Dome Polyester Reflector

Spacing to Mtg.
Ht. Ratio 1.5:1
Guard .90
Efficiency 70.3%

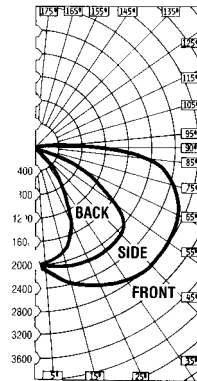
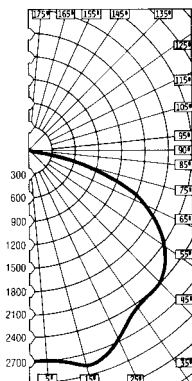


Fixture with Deep Dome Polyester Reflector

Spacing to Mtg.
Ht. Ratio 1.5:1
Guard .90
Efficiency 74.0%

Fixture with 30° Angle Polyester Reflector

Guard .90
Efficiency 61.9%



Effective Floor Cavity Reflectance (Rfc) is 20% (No Reflector)

%Ceiling	Rcc	80			70			50			30			10			0
% Walls	Rw	50	30	10	50	30	10	50	30	10	50	30	10	50	30	10	0
Room Cavity Ratios	1	.73	.68	.63	.69	.64	.59	.59	.55	.52	.51	.48	.45	.43	.41	.39	.35
	2	.61	.53	.47	.57	.50	.44	.49	.43	.38	.41	.37	.33	.35	.31	.28	.24
	3	.51	.43	.36	.48	.40	.34	.41	.35	.30	.35	.30	.25	.29	.25	.21	.18
	4	.45	.36	.29	.42	.34	.28	.36	.29	.24	.30	.25	.21	.25	.21	.17	.14
	5	.39	.30	.24	.36	.28	.22	.31	.24	.20	.26	.21	.17	.22	.17	.14	.11
	6	.34	.26	.20	.32	.24	.19	.27	.21	.16	.23	.18	.14	.19	.15	.11	.09
	7	.30	.22	.17	.28	.21	.15	.24	.18	.13	.20	.15	.11	.17	.12	.09	.07
	8	.27	.20	.14	.25	.18	.13	.22	.16	.11	.18	.13	.10	.15	.11	.08	.06
	9	.25	.17	.12	.23	.16	.11	.20	.14	.10	.17	.12	.08	.14	.10	.07	.05
	10	.22	.15	.11	.21	.14	.10	.18	.12	.08	.15	.10	.07	.13	.09	.06	.04

Effective Floor Cavity Reflectance (Rfc) is 20% (Std. Dome Polyester Reflector)

%Ceiling	Rcc	80			70			50			30			10			0
% Walls	Rw	50	30	10	50	30	10	50	30	10	50	30	10	50	30	10	0
Room Cavity Ratios	1	.73	.70	.67	.71	.69	.66	.68	.66	.64	.65	.63	.62	.63	.61	.60	.58
	2	.64	.59	.55	.62	.58	.54	.60	.56	.53	.57	.54	.51	.55	.52	.50	.48
	3	.55	.49	.45	.54	.49	.44	.52	.47	.43	.50	.46	.43	.48	.45	.42	.40
	4	.49	.42	.37	.48	.42	.37	.46	.41	.37	.44	.40	.36	.42	.39	.35	.34
	5	.43	.36	.31	.42	.36	.31	.40	.35	.31	.39	.34	.30	.37	.33	.30	.28
	6	.38	.31	.26	.37	.31	.26	.35	.30	.26	.34	.29	.25	.33	.29	.25	.24
	7	.33	.27	.22	.33	.26	.22	.31	.26	.22	.30	.25	.22	.29	.25	.21	.20
	8	.30	.24	.19	.29	.23	.19	.28	.23	.19	.27	.22	.19	.26	.22	.19	.17
	9	.27	.21	.17	.26	.21	.17	.26	.20	.16	.25	.20	.16	.24	.19	.16	.15
	10	.24	.19	.15	.24	.18	.15	.23	.18	.14	.22	.18	.14	.22	.17	.14	.13

Effective Floor Cavity Reflectance (Rfc) is 20% (Deep Dome Polyester Reflector)

%Ceiling	Rcc	80			70			50			30			10			0
% Walls	Rw	50	30	10	50	30	10	50	30	10	50	30	10	50	30	10	0
Room Cavity Ratios	1	.77	.73	.71	.75	.72	.69	.72	.69	.67	.69	.67	.65	.66	.65	.63	.62
	2	.67	.62	.57	.65	.61	.57	.63	.59	.54	.60	.57	.54	.58	.54	.53	.51
	3	.58	.52	.47	.57	.51	.47	.54	.50	.46	.53	.49	.45	.51	.47	.44	.43
	4	.51	.45	.40	.51	.44	.40	.49	.43	.39	.47	.42	.39	.45	.41	.38	.36
	5	.45	.39	.34	.45	.38	.33	.43	.37	.33	.42	.37	.33	.40	.36	.32	.31
	6	.40	.34	.29	.40	.33	.27	.38	.32	.27	.37	.32	.27	.36	.31	.27	.26
	7	.36	.29	.25	.35	.29	.24	.34	.27	.24	.33	.27	.24	.32	.27	.23	.22
	8	.32	.26	.21	.32	.26	.21	.31	.25	.21	.30	.25	.21	.29	.24	.21	.19
	9	.29	.23	.18	.29	.23	.18	.27	.22	.18	.27	.22	.18	.26	.21	.18	.17
	10	.26	.20	.16	.26	.20	.16	.25	.20	.16	.24	.19	.16	.24	.19	.16	.13

Photometric Data: Code•Master 2™ HID Explosionproof Lighting Fixtures

Photometric Tests Conducted by Independent Testing Laboratories, Inc.

Coefficients of Utilization: Zonal Cavity Method

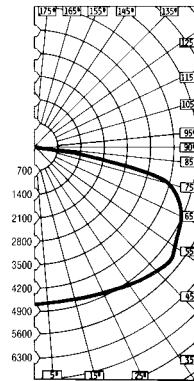
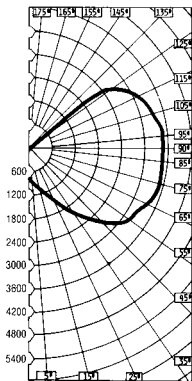
Data based on 400 Watt MH, E-37 clear (34,000 lumens). For candle-power values of fixtures with other lamps, use the following multipliers: 400 Watt MV— .66 (22,500 lumens); 400 Watt HPS— 1.47 (50,000 lumens); 250 Watt HPS— .88 (30,000 lumens); 320 Watt PSMH— .97 (33,000 lumens); 350 Watt PSMH— 1.09 (37,000 lumens); 400 Watt PSMH— 1.30 (44,000 lumens).

Fixture without Reflector

Spacing to Mtg.
Ht. Ratio 3.4:1
Guard .95
Efficiency 90.2%

Fixture with Standard Dome Polyester Reflector

Spacing to Mtg.
Ht. Ratio 1.6:1
Guard .90
Efficiency 76.3%

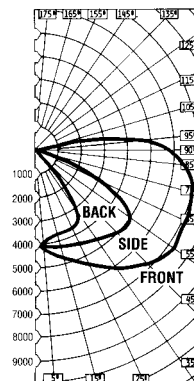
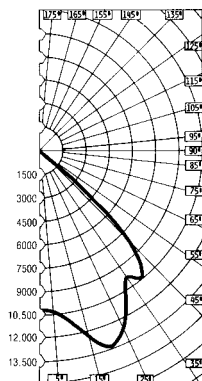


Fixture with High Bay Aluminum Reflector

Spacing to Mtg.
Ht. Ratio 1.5:1
Guard .88
Efficiency 72.8%

Fixture with 30° Angle Polyester Reflector

Guard .90
Efficiency 68.7%



Effective Floor Cavity Reflectance (Rfc) is 20% (No Reflector)

Room Cavity Ratios	%Ceiling	Rcc	80			70			50			30			10			0
	% Walls	Rw	50	30	10	50	30	10	50	30	10	50	30	10	50	30	10	0
1		.78	.73	.68	.72	.67	.63	.61	.58	.54	.51	.48	.46	.42	.40	.38	.33	.33
2		.65	.57	.50	.60	.53	.47	.50	.45	.40	.42	.37	.34	.34	.30	.27	.23	.23
3		.55	.46	.39	.51	.43	.36	.42	.36	.31	.35	.30	.26	.28	.24	.21	.17	.17
4		.48	.39	.32	.44	.36	.29	.37	.30	.25	.30	.25	.21	.24	.20	.16	.13	.13
5		.42	.33	.26	.38	.30	.24	.32	.25	.20	.26	.21	.17	.21	.16	.13	.10	.10
6		.36	.28	.21	.34	.25	.20	.28	.21	.17	.23	.17	.13	.18	.14	.10	.08	.08
7		.32	.24	.18	.30	.22	.16	.25	.18	.14	.20	.15	.11	.16	.12	.08	.06	.06
8		.29	.21	.15	.26	.19	.14	.22	.16	.11	.18	.13	.09	.14	.10	.07	.05	.05
9		.26	.18	.13	.24	.17	.12	.20	.14	.10	.16	.11	.08	.13	.09	.06	.04	.04
10		.23	.16	.11	.22	.15	.10	.18	.12	.08	.15	.10	.07	.12	.08	.05	.03	.03

Effective Floor Cavity Reflectance (Rfc) is 20% (Std. Dome Polyester Reflector)

Room Cavity Ratios	%Ceiling	Rcc	80			70			50			30			10			0
	% Walls	Rw	50	30	10	50	30	10	50	30	10	50	30	10	50	30	10	0
1		.77	.73	.69	.75	.71	.68	.71	.69	.66	.68	.66	.64	.65	.63	.62	.60	.60
2		.65	.59	.54	.63	.58	.53	.60	.56	.51	.58	.54	.50	.55	.52	.49	.47	.47
3		.55	.48	.42	.54	.47	.42	.51	.46	.41	.49	.44	.40	.47	.43	.39	.37	.37
4		.48	.41	.35	.47	.40	.34	.45	.39	.34	.43	.38	.33	.41	.36	.33	.31	.31
5		.42	.34	.28	.41	.34	.28	.39	.33	.28	.37	.32	.27	.36	.31	.27	.25	.25
6		.37	.29	.24	.36	.29	.23	.34	.28	.23	.33	.27	.23	.32	.26	.22	.21	.21
7		.32	.25	.20	.32	.25	.19	.30	.24	.19	.29	.23	.19	.28	.23	.19	.17	.17
8		.29	.22	.17	.28	.22	.17	.27	.21	.17	.26	.21	.16	.25	.20	.16	.15	.15
9		.26	.19	.14	.26	.19	.14	.25	.18	.14	.24	.18	.14	.23	.18	.14	.12	.12
10		.24	.17	.12	.23	.17	.12	.22	.16	.12	.21	.16	.12	.21	.16	.12	.11	.11

Effective Floor Cavity Reflectance (Rfc) is 20% (High Bay Aluminum Reflector)

Room Cavity Ratios	%Ceiling	Rcc	80			70			50			30			10			0
	% Walls	Rw	50	30	10	50	30	10	50	30	10	50	30	10	50	30	10	0
1		.80	.78	.76	.78	.76	.75	.75	.74	.72	.73	.71	.70	.70	.69	.68	.67	.67
2		.74	.70	.68	.72	.69	.67	.70	.68	.65	.68	.66	.64	.66	.64	.63	.61	.61
3		.68	.64	.60	.67	.63	.60	.65	.62	.59	.63	.60	.58	.61	.59	.57	.56	.56
4		.62	.58	.54	.61	.57	.54	.60	.56	.53	.58	.55	.53	.57	.54	.52	.51	.51
5		.57	.52	.49	.57	.52	.49	.55	.51	.48	.54	.50	.48	.53	.50	.47	.46	.46
6		.52	.47	.44	.52	.47	.44	.51	.47	.43	.50	.46	.43	.49	.45	.43	.42	.42
7		.48	.43	.39	.47	.42	.39	.46	.42	.39	.45	.41	.38	.44	.41	.38	.37	.37
8		.44	.38	.35	.43	.38	.35	.42	.38	.35	.41	.37	.34	.41	.37	.34	.33	.33
9		.40	.34	.31	.39	.34	.31	.38	.34	.31	.38	.34	.31	.37	.33	.31	.29	.29
10		.36	.31	.28	.36	.31	.28	.35	.31	.27	.34	.30	.27	.34	.30	.27	.26	.26

Code•Master 2™ Factory Sealed HID Floodlights: Marine (Outside Type); Explosionproof, 150W thru 400W

Integrally Ballasted Fixture for High Pressure Sodium, Metal Halide, Pulse Start Metal Halide or Mercury Vapor Lamps. All Lamps are Mogul Base.

Applications

- UL listed for marine type electric fixtures--outside type (salt water).
- Ideal in Class I, Div. 1 and 2 installations in refineries, pipeline transportation facilities; at drilling rigs and production facilities on land and marine platforms.
- Class I, Div. 1 areas include: (1) *enclosed* derricks, mud tanks, desander-desilter, gas-operated control devices, oil-gas separation vessels, shale shakers and flowing or beam wells; (2) flowing or beam wells in open areas with cellar or below grade sump; (3) on refinery docks where tankers are loaded with hoses or loading arms; and (4) in compressor buildings (open or enclosed) where methane gas is present.
- Virtually all *enclosed* areas at drilling operations or refineries where ventilation is inadequate, or where a cellar or below grade sump exists, are Class I, Div. 1.

Features

- Choice of mountings: (1) crossarm with degree indicator; (2) junction box for horizontal or vertical mount; and (3) swivel for pole mount (screws onto standard 2" pipe threads).
- Fixtures operate safely in high ambient temperatures. For example, in Class I areas the 150W HPS unit operates at a maximum fixture surface temperature of 120°C in a 65°C ambient (100°C temperature in a 40°C ambient). See page G1-14 for specific ratings.
- Arrangement of heat-producing components results in more efficient heat dissipation for cooler fixture operation.
- All threaded joints are flame-tight.
- Five threads are always fully engaged in an explosionproof manner.
- Factory sealed. External seals not required.
- Strategic location of lamp socket, in combination with the interior prism design of the glass globe, provides optimum light distribution and control.
- Heat-and impact-resistant globes have smooth dust-resistant exterior.
- Superior corrosion-resistance, with

epoxy powder coat finish.

- Porcelain socket with nickel plated phosphor bronze screw shell.
- Ballasts operate at low temperatures: MV, MH and PSMH—minus 20°F; HPS—minus 40°F.

Standard Materials

- *Ballast housing, guard, and junction box and pole mounts:* copper-free aluminum (4/10 of 1% max.)
- *Crossarm mount:* malleable iron.
- *Trunnion:* steel.
- *Alzak* high bay reflector:* aluminum.
- Standard dome, deep dome and 30° angle reflectors: fiberglass-reinforced polyester.

Standard Finishes

- *Ballast housing, guard, trunnion and mounting accessories:* EPOXY-CLAD finish. Powder coat baked finish, electro-statically applied for complete, uniform corrosion protection.
- *Aluminum high bay reflector:* Alzak* finish.

Options

- *Fuses:* Order fuses for field installation by catalog number on page G1-19.



Effective Projected Area: 1.8 Sq. Ft.

- *Quartz Auxiliary Emergency Lamp:* for MV, MH and HPS fixtures. Relay switch installed fixture. Add suffix **-MTE** to fixture catalog number for 120V thru 277V, and suffix **-480E** to fixture catalog number for 480V fixture.
- *"Smart Hot Restrike" Emergency Option:* available for 150W HPS. Add suffix **-SR**. See page G1-26.
- Hot Restrike Option available for 150W HPS add suffix **-R**.
- Smart starter add suffix **-S**

Compliances

- UL Standard 1598A (supersedes UL 1572).
- UL844.
- Marine Type Electric Fixtures Outside Type (Salt Water).
- Class I, Div. 1 and 2. See listing pages for specific groups.
- Appleton aluminum products are produced from a high strength copper-free alloy (less than 4/10 of 1% maximum copper content).





*Alzak is proprietary term of Aluminum Corp. Of America.

**Class 1, Div. 1 and 2
Groups C, DØ**

**UL 1598AØ, UL 844
Marine Type Electric Fixtures
Outside Type (Salt Water)**

Code•Master 2™ Factory Sealed HID Floodlights: Marine (Outside Type): Explosionproof, 150W thru 400W

Integrally Ballasted Fixture for High Pressure Sodium, Metal Halide, Pulse Start Metal Halide or Mercury Vapor Lamps. All Lamps are Mogul Base. Effective Projected Area: 1.8 Sq. Ft.
Fixture Weights: 250W, 55lbs.; 250W HPS and All 320W - 400W, 70 lbs.

U.S. Pat 3,170,750 Pat. Can. 1968	Lamp Watts	ANSI Lamp Type				Catalog Number®			
		HPS	MH	PSMH	MV	HPS	MH	PSMH	MV
 <p>Code•Master 2 Floodlight Fixture Unit Furnished with Trunnion 3/4" hub.(3/4-14NPT)</p>									
	150W	S55	—	—	—	CFL150*	—	—	—
	175W	—	M57	M102	H39	—	CFH175*	CFP175*	CFM175*
	250W	S50	M58	M138	H37	CFL250*	CFH250*	CFP250*	CFM250*
	320W	—	—	M132	—	—	—	CFP320*	—
	350W	—	—	M131	—	—	—	CFP350*	—
	400W	S51	M59	M135	H33	CFL400*	CFH400*	CFP400*	CFM400*
 <p>Code•Master 2 Floodlight with Junction Box for Horizontal or Vertical Mounting ② 3/4" fixture hub and two conduit openings (3/4-14NPT). 30" Flexible Coupling connects to 3/4" fixture hub and to 1/2" junction box opening. Furnished with one 3/4" Close-up Plug. Has Locking Screw for horizontal adjustment.</p>									
	150W	S55	—	—	—	CFL150JB*	—	—	—
	175W	—	M57	M102	H39	—	CFH175JB*	CFP175JB*	CFM175JB*
	250W	S50	M58	M138	H37	CFL250JB*	CFH250JB*	CFP250JB*	CFM250JB*
	320W	—	—	M132	—	—	—	CFP320JB*	—
	350W	—	—	M131	—	—	—	CFP350JB*	—
	400W	S51	M59	M135	H33	CFL400JB*	CFH400JB*	CFP400JB*	CFM400JB*
 <p>Code•Master 2 Floodlight with Pole-Top Mount (on 2" Threaded Pipe) ② 2" tapered threads (2-11-1/2 NPT). Locking Screw for horizontal adjustment. 30" Flexible Coupling connects to 3/4" fixture hub (3/4--14 NPT) and to 1/2" pole-top opening (1/2-14 NPT).</p>									
	150W	S55	—	—	—	CFL150SF*	—	—	—
	175W	—	M57	M102	H39	—	CFH175SF*	CFP175SF*	CFM175SF*
	250W	S50	M58	M138	H37	CFL250SF*	CFH250SF*	CFP250SF*	CFM250SF*
	320W	—	—	M132	—	—	—	CFP320SF*	—
	350W	—	—	M131	—	—	—	CFP350SF*	—
	400W	S51	M59	M135	H33	CFL400SF*	CFH400SF*	CFP400SF*	CFM400SF*
 <p>Code•Master 2 Floodlight with Crossarm Mounting ② For mounting to flat surface. 180° horizontal adjustment with degree indicator. 30" Flexible Coupling connects to 3/4" fixture hub (3/4-14 NPT) and to any 1/2" opening (1/2-14 NPT).</p>									
	150W	S55	—	—	—	CFL150CA*	—	—	—
	175W	—	M57	M102	H39	—	CFH175CA*	CFP175CA*	CFM175CA*
	250W	S50	M58	M138	H37	CFL250CA*	CFH250CA*	CFP250CA*	CFM250CA*
	320W	—	—	M132	—	—	—	CFP320CA*	—
	350W	—	—	M131	—	—	—	CFP350CA*	—
	400W	S51	M59	M135	H33	CFL400CA*	CFH400CA*	CFP400CA*	CFM400CA*

*Add voltage suffix **-MT**, for 120/208/240/277V or **-480** for 480V.








①For specific Class I suitability of each fixture by Groups, see page G1-14. ②UL Standard 1598A supersedes UL Standard 1572.

③To order fixture with Guard, add suffix **G** (before adding voltage suffix).

④Fixtures furnished with trunnion and bolts, Flexible Coupling and fittings, and Mounting Accessory. The Trunnion provides vertical adjustment and the Mounting Accessory provides horizontal adjustment.

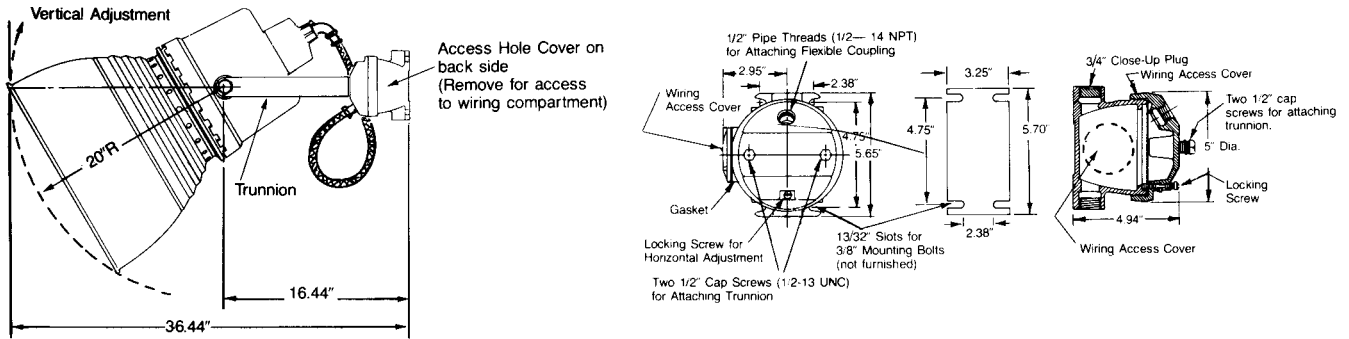
Order Reflectors separately. See accessories page.

Code•Master 2™ HID Floodlight Accessories and Parts

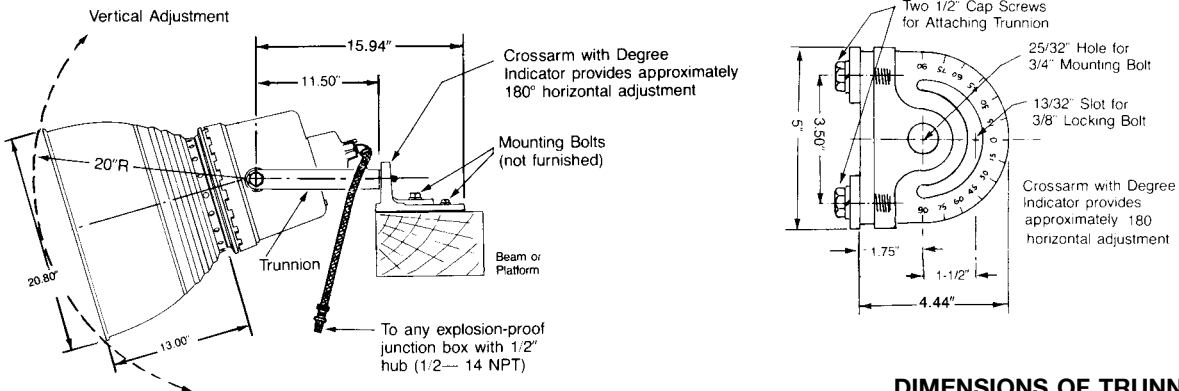
	Description	Cat. No.
	<p>Junction Box for Horizontal or Vertical Mounting</p> <p>Box has 1/2" opening for threading to Flexible Coupling, and two 3/4" conduit openings (3/4--14NPT) and is furnished with one 3/4" close-up plug. Locking screw for horizontal adjustment. Trunnion bolts furnished. Aluminum, gray EPOXY finish.</p>	<p>AF-JB</p>
	<p>Pole-Top Mount (on 2" Threaded Pipe)</p> <p>Threads onto 2" pipe with tapered threads (2--11-1/2 NPT). Includes floodlight trunnion bolts. Locking screw for horizontal floodlight adjustment. Aluminum, gray EPOXY finish.</p>	<p>AF-SF</p>
	<p>Crossarm Mounting Bracket</p> <p>Has 180° horizontal adjustment--degree-marked. Facilitates mounting floodlight to crossarm or other flat surface, or to G-AM-8-WB Pole/Wall Mounting Bracket (see photo below). Includes floodlight trunnion bolts. Malleable iron, plated, chromate sealed, architectural bronze EPOXY finish.</p>	<p>G-AM-8-CA</p>
 <p>Standard and Deep Dome 30° Angle</p>	<p>Polyester Reflectors--150W thru 400W</p> <p>Standard Dome Deep Dome 30° Angle</p>	<p>CMR-4ST CMR-4DD CMR-4AN</p>
	<p>Alzak Aluminum High Bay Reflectors--150W thru 400W</p>	<p>CMR-4HB</p>
	<p>Flexible Coupling--30" Long</p> <p>Connects to 3/4" Fixture Unit hub (3/4--14 NPT) and to 1/2" Junction Box or Pole-Top Accessory opening (1/2--14 NPT).</p>	<p>AF-EXL</p>
<p>Quartz Emergency Lamp for Mercury Vapor, Metal Halide and High Pressure Sodium Fixtures. Fixtures can be supplied with a socket to accept a 150W or 250W, 120V quartz lamp. This D.C. bayonet base socket is in addition to the standard lamp socket, independent of the lighting fixture voltage. For fixture volts of 120/208/240/277..... -MTE For fixture volts of 480..... -480E</p>		
<p>HPS Smart Hot Restrike Smart Hot Restrike will immediately restrike a HPS lamp when power is restored after a momentary power interruption. The smart function removes the hot restrike ignitor from the circuit if the lamp burns out or is removed from the socket. Eliminates starter failures caused by prolonged operation with cycling or failing lamps and simplifies finding their location, reducing maintenance and repair costs. Optional for fixture watts of 50, 70, 100 or 150 (HPS only) Add Suffix -SR</p>		
<p>HPS Hot Restrike Restrikes HPS lamp immediately when power is restored after a momentary power interruption. Optional for fixture watts of 50, 70, 100 or 150 (HPS only) Add Suffix -R</p>		
<p>HPS Smart Starter "Smart Starter" for HPS fixtures only. Incorporates a 1-1/2-minute timer and performs as a conventional starter to normally start lamp. Removes itself from circuit if lamp burns out or is removed from socket. Eliminates starter failures caused by prolonged operation with cycling or failing lamps and simplifies finding their location, reducing maintenance and repair costs. Optional for all HPS fixtures. Add Suffix -S</p>		
	<p>G-AM-8-CA Crossarm Mounting Bracket Shown with G-AM-8-WB Pipe/Wall Mounting Bracket. The G-AM-8-WB bracket is not furnished with fixtures.— order from Cat. Sec. Q, if desired.</p> <p>For Globes, Guards, Socket and Connection Block, See Page G1-18.</p>	

Dimensions: Code•Master 2™ HID Floodlights

DIMENSIONS OF JUNCTION BOX MOUNT CODE•MASTER 2 FLOODLIGHT

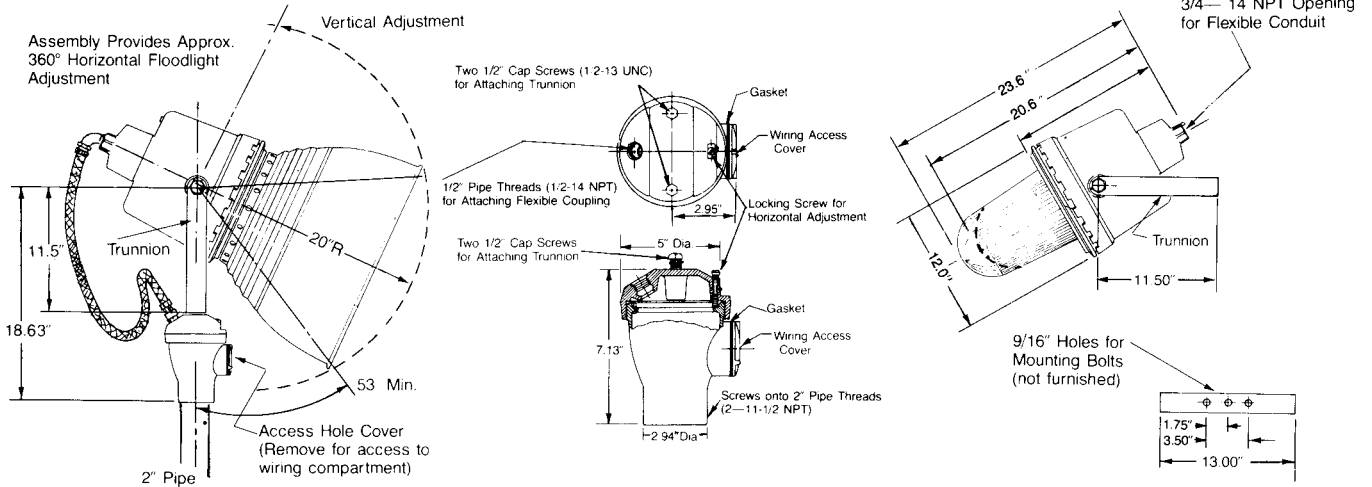


DIMENSIONS OF CROSSARM MOUNT CODE•MASTER 2 FLOODLIGHT



DIMENSIONS OF TRUNNION MOUNT CODE•MASTER 2 FLOODLIGHT

DIMENSIONS OF POLETOP MOUNT CODE•MASTER 2 FLOODLIGHT



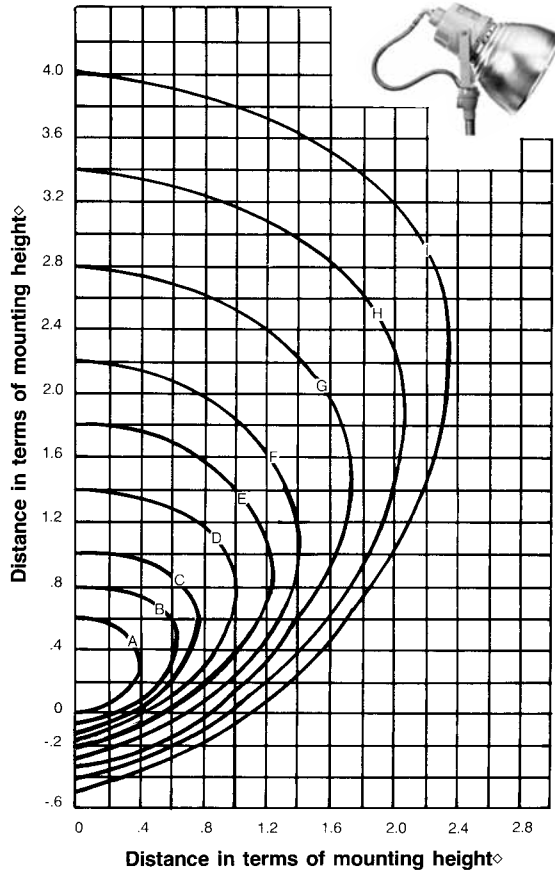
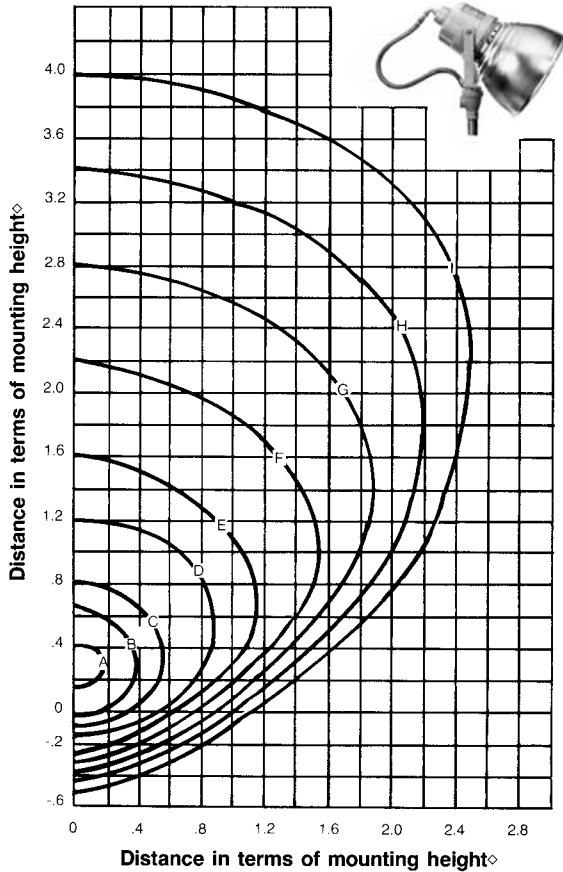
G1-28

Photometric Data: Code•Master 2™ HID Floodlights. Typical Footcandle Values for Iso-Footcandle Curves.

Data Based on 400W HPS (50,000 Lumens) and 400W MH (34,000 Lumens) Clear Mogul Base Lamps.

***400W HPS Floodlight at 45° Angle
with High Bay Reflector***

**400W MH Floodlight at 45° Angle
with High Bay Reflector**



◇ i.e., Ratio of distance to mounting height. Example: at 15' mounting height, 1 means 15'; 2 means 30', etc.

◇ i.e., Ratio of distance to mounting height. Example: at 15' mounting height, 1 means 15'; 2 means 30', etc.

MOUNTING HEIGHT (FEET)	FOOTCANDLE VALUES FOR ISO-FOOTCANDLE CURVES								
	A	B	C	D	E	F	G	H	I
15	52.52	43.34	31.00	17.05	10.23	4.77	2.43	1.36	.84
20	29.54	24.38	17.44	9.59	5.75	2.68	1.37	.77	.47
25	18.91	15.60	11.16	6.14	3.68	1.72	.87	.49	.30
30	13.13	10.84	7.75	4.26	2.56	1.19	.61	.34	.31
35	9.65	7.96	5.69	3.13	1.88	.88	.45	.25	.15
40	7.39	6.10	4.36	2.40	1.44	.67	.34	.19	.12

MOUNTING HEIGHT (FEET)	FOOTCANDLE VALUES FOR ISO-FOOTCANDLE CURVES								
	A	B	C	D	E	F	G	H	I
15	33.97	22.10	16.12	9.69	6.40	4.12	2.13	1.13	.67
20	19.11	12.43	9.07	5.45	3.60	2.31	1.20	.64	.38
25	12.23	7.96	5.80	3.49	2.30	1.48	.77	.41	.24
30	8.49	5.52	4.03	2.42	1.60	1.03	.53	.28	.17
35	6.24	4.06	2.96	1.78	1.18	.76	.39	.21	.12
40	4.78	3.11	2.27	1.36	.90	.58	.30	.16	.10

*For 250 Watt HPS Clear, 30,000 Lumen lamp, multiply all FTC values by 0.60.

** Consult Factory for PSMH Multipliers.

A-51® Series HID Lighting Fixtures for use with Remote Ballasts

For use with Threaded Metal Conduit. Suitable for use in Wet Locations.

Applications

- A-51 Series for Class 1, Group A, B, C and D applications (see listing pages).
- Excellent for use in classified areas where headroom is restricted and/or where ambients exceed practical temperature limits for ballasts. For such applications, remote ballasts are required.
- Ideal for use in chemical and petrochemical plants where plastics, paints, thinners and drugs are produced; also in refineries and in other process areas where ignitable vapors, dust, moisture and corrosive atmospheres may be present.
- Suitable for use in wet locations.
- Wide range of wattages: A-51 Series for 100-watt to 400-watt lamps.
- Variety of light sources: mercury vapor and metal halide. MV is excellent where long lamp life is required. MH is desirable where colors in illuminated areas must be close to natural.
- Choice of optical assemblies: with glass globe with or without guard for standard dome, 30° angle or high bay reflectors.
- Choice of mountings: pendant, ceiling, stanchion, long bracket, and short bracket.
- Porcelain reflectors for standard applications and fiberglass reinforced polyester reflectors for installations where luminaire is subject to exceptionally severe corrosive atmospheres. High bay reflector for installations where mounting height from work plane ranges from 20 to 30 feet.

Features

- A-51 for Class 1, Groups A and B applications has porous metal cylinder flame arrester that allows breathing between dome assembly and globe.
- Factory sealed: no external seals required.
- Patented “wireless” design: threading of fixture unit onto mounting hood makes electrical connection. Only wiring required is attaching two wires to connection block in mounting hood.

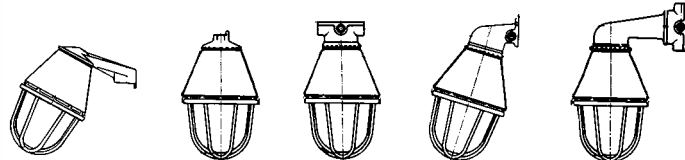


Polyester Reflector



Porcelain Reflector

A-51
Group C & D
Fixture

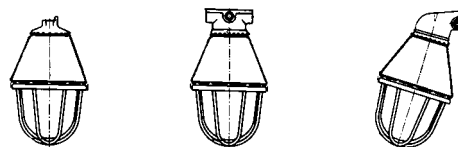


Polyester Reflector



Porcelain Reflector

A-51
Group A & B
Fixture



A-51® HID Fixtures Classified Area Suitability and Weights

For use with Threaded Metal Conduit. Suitable for use in Wet Locations.

- Connection block is easily wired: (a) loosen two screws, (b) make wire connections, (c) reposition connection block.
- Safe, easy servicing without disconnecting any wiring. "Wireless" fixture unit easily threads off mounting hood for convenient servicing or for immediate replacement with a "stand-by" unit.
- All threaded joints are flame-tight.
- Choice of reflector styles: steel porcelain in standard dome or 30° angle, aluminum Alzak in high bay, and polyester in standard dome or 30° angle.
- Superior corrosion-resistance, with epoxy powder coat finish.
- Porcelain socket with phosphor bronze screw shell. Assures long trouble-free operation in high ambient areas.
- Heat and impact-resistant globes have smooth dust-resistant exterior. Interior prism for excellent light distribution and control.

- Optional guards protect globes from damage. Secured to fixture with three screws.

Standard Materials

- *Fixtures and guards:* copper-free aluminum (4/10 of 1% max.).
- *Pendant mounting hoods:* copper-free aluminum (4/10 of 1% max.).
- *Ceiling and bracket mounting hoods:* malleable iron with aluminum thread adapters.
- Reflectors: steel, Alzak aluminum or fiberglass reinforced polyester.

Standard Finishes

- *Fixtures, guards and mounting hoods:* EPOXY-CLAD finish. Epoxy powder coat finish, electrostatically applied for complete, uniform surface protection.
- *Steel reflectors:* white porcelain enamel.
- *Polyester and Alzak aluminum reflectors:* natural finish.

Compliances

- UL Listed.
- UL Standard 1598 and 844.
- Suitable for use in wet locations.
- Class I, Div. 1 and 2, Class II, Div. 1 and 2. See listing pages for specific groups.
- Appleton malleable iron products conform to ASTM A47-77. Grade 32510, which has the following properties: tensile strength, 50,000 psi; yield, 32,000 psi; and elongation, 10%.
- Appleton aluminum products are produced from a high strength copper-free (4/10 of 1% max) alloy.

Products Cross Reference

- See general introduction to catalog for information on lamp and fixture selection. For HID fixtures with integral ballasts, see Code•Master series in this catalog section. Incandescent fixtures are listed in Section G2 and Fluorescent fixtures in Section G3. Enclosed and gasketed fixtures are in Sections F1, F2 and F3.

Class I Div. 1 and Div. 2 Groups C and D

Fixture Unit	Lamp Watts	Without Reflectors	Standard Dome	30° Angle	High Bay	Supply Wire
AAU-2MVNS	175W MH	T3C	T3C	T3C		150°C
	175W MV	T3C	T3C	T3C		150°C
	250W MV	T3A	T3A	T3A		150°C
AAU-4MVS	400W MH	T3C	T3C	T3C		135°C
	400W MV	T3C	T3A	T3A		135°C

Class I Div. 1 and Div. 2 Groups A, B, C and D

AAUA-250	150W HPS	T3	T3	T3	--	150°C
	250W MH	T4	T4	T4	--	150°C
	250W MV	T3C	T3C	T3C	--	150°C

Class II Div. 1 and Div. 2 Groups E, F and G

AAU-2MVNS	175W MH	T3B	T3B	T3B		150°C
	175W MV	T3B	T3B	T3B		150°C
	250W MV	T3(EF)	T3(EF)	T3(EF)		150°C
AAU-4MVS	400W MH	T3B	T3B	T3B	T3B	135°C
	400W MV	T3C				135°C

Group A Pendant Mount only. NOTE: Ambient suitability of these fixtures: 40°C

Weights

Fixture Unit Cat. No.	Wt.,Lbs.	Mounting Hoods Cat. No.	Wt.,Lbs.	Guard Cat. No.	Wt.,Lbs.	Standard Reflector Cat. No.	Wt.,Lbs.	30° Angle Reflector Cat. No.	Wt., Lbs.	High Bay Reflector Cat. No.	Wt.,Lbs.
AAU-2MVNS	11.5	Pendant	1.3	AAGU-2	.8	AARP-2ST	2.8	AARP-2AN	3.3	AARE-2HB	2.9
AAU-4MVNS	21.8	Ceiling	4.8	AAGU-5	1.9	AARW-2ST	2.9	AARW-2AN	2.4	AARE-5HB	3.9
AAUA-250	20.0	Stanchion	1.6	AAGU-4MV	2.6	AARW-5ST	4.3	AARW-5AN	7.0		
		Long Bracket	8.9								
		Short Bracket	4.8								




Class I, Div. 1 and 2
Groups C,D
Class II, Div. 1 and 2
Groups E,F,G‡
Class III

UL 1598, 844

A-51® Factory Sealed HID Fixtures Without Ballasts: 100W-400W; Explosionproof, Dust-Ignitionproof

Mercury Vapor, and Metal Halide Mogul Base Lamps.
Suitable for use in Wet Locations.

U.S. Pat 3,675,007 Pat. Can. 1972

	Type Mounting	Hub Size (Inches)	Catalog Number
	Pendant One Hub Rigid or Flexible Mounting	100-250 Watt‡	
		175, 250W MH;	1/2
		100, 175, 250W MV.	3/4
			1
		400 Watt	
		400W MV and MH	1/2
		3/4	
		1	
	Ceiling Four Hubs and Three Close-Up Plugs	100-250 Watt‡	
		175, 250W MH;	1/2
		100, 175, 250W MV	3/4
			1
		400 Watt	
		400W MV and MH	1/2
		3/4	
		1	
	25° Stanchion One Hub	100-250 Watt‡	
		175, 250W MH;	
		100, 175, 250W MV	1-1/4 or 1-1/2♦
		400 Watt	
		400W MV and MH	1-1/4 or 1-1/2♦

‡250W MH and MV fixture with or without reflector and 400W MV fixture with reflector suitable for Class I, Groups C and D, and Class II, Groups E and F only. ♦1-1/2" tapped hub furnished with a 1-1/2" to 1-1/4" reducer.

G1-32



Class I, Div. 1 and 2
Groups C,D
Class II, Div. 1 and 2
Groups E,F,G‡
Class III

UL 1598, 844

U.S. Pat 3,675,007 Pat. Can. 1972

A-51® Factory Sealed HID Fixtures Without Ballasts: 100W-400W; Explosionproof, Dust-Ignitionproof

Mercury Vapor and Metal Halide Mogul Base Lamps.
Suitable for Use in Wet Locations.

	Type Mounting	Hub Size (Inches)	Catalog Number
	Long Bracket		
	Four hubs and Three Close-Up Plugs		
	100-250 Watt‡	1/2	ALB2550MV
	175, 250W MH;	3/4	ALB2575MV
	100, 175, 250W MV	1	ALB25100MV
	15° Short Bracket		
	Two Hubs and One Close-Up Plug		
	Angle reflector suitable for 15° short bracket only.		
	100-250 Watt‡	1/2	ASB2550MV
	175, 250W MH	3/4	ASB2575MV
	100, 175, 250W MV		








‡250W MH and MV fixture with or without reflector and 400W MV fixture with reflector suitable for Class I, Groups C and D, and Class II, Groups E and F Only.

Class I, Div. 1 and 2
Groups C,D
Class II, Div. 1 and 2
Groups E,F,G‡
Class III

UL 1598, 844

A-51® HID Mounting Hoods and Fixture Units

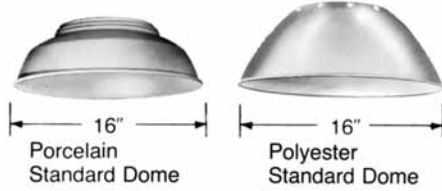

Copper-Free Aluminum Fixture with Gray Epoxy Finish.
Mounting Hoods in Aluminum and Malleable Iron.*

	Type Mounting	Hub Size (Inches)	Catalog Number
Mounting Hoods			
	Pendant		
	One Hub	1/2	AAP-50
	Rigid or Flexible Mounting	3/4 1	AAP-75 AAP-100
	Ceiling		
	Four Hubs, Three Close-Up Plugs	1/2 3/4 1	AAC-50 AAC-75 AAC-100
		Long Bracket	
Four Hubs, Three Close- Up Plugs		1/2 3/4 1	AALB-50 AALB-75 AALB-100
		Short Bracket	
	Two Hubs, One Close-Up Plug	1/2 3/4	AASB-50 AASB-75
		25° Stanchion (Not UL Listed)	
One Hub		1-1/4 or 1-1/2†	AAN-150†
Fixture Units without Ballasts			
	100-250 Watt‡		
	100-250W MV; and 175-250W MH		AAU-2MVNS
	400 Watt		
	400W MV and MH		AAU-4MVNS

*Pendant and stanchion mounting hoods are copper-free aluminum. Ceiling and bracket types are malleable iron with aluminum thread adapters. †1-1/2" tapped hub furnished with 1-1/2" to 1-1/4" reducer. ‡250MH and MV fixture with or without reflector and 400W MV fixture with reflector suitable for Class I, Groups C and D; and Class II, Groups E and F only.

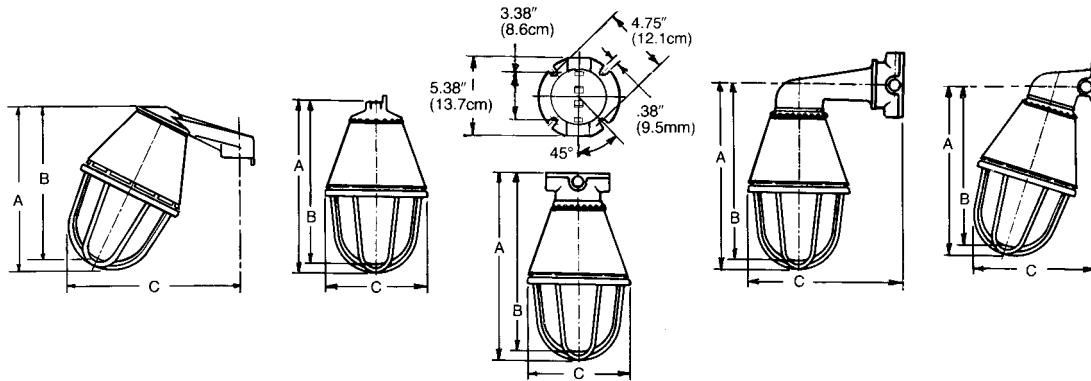
Reflectors, Globes, Guards and Parts for A-51® HID Lighting Fixtures

Porcelain, Alzak Aluminum or Polyester Reflectors.
Copper-Free Aluminum Guards.

		Description	Catalog Number	
 <p>16" Porcelain Standard Dome</p> <p>16" Polyester Standard Dome</p>		Porcelain Steel and Polyester Reflectors* Standard Dome 175, 250W MH; 100, 175, 250W MV 400W MV and MH	Porcelain	Polyester
				AARW-2ST
 <p>12" 30° Angle Porcelain</p> <p>12" 30° Angle Polyester</p>		30° Angle 175, 250W MH; 100, 175, 250W MV 400W MV and MH	AARW-2AN	AARP-2AN
				AARW-5AN
		Alzak Aluminum High Bay Reflectors 175, 250W MH; 100, 175, 250W MV 400W MV and MH	AARE-2HB	
				AARE-5HB
		Prismatic Glass Globes 175, 250W MH; 100, 175, 250W MV 250, 400W HPS; 400W MV and MH	AAGL-25PR	
				AAGL-400
		Aluminum Guards 175, 250W MH; 100, 175, 250W MV 400W MV and MH	AAGU-2	
				AAGU-4MV
		Replacement Socket For A-51 Group C and D HID fixtures (Not for Group A & B Fixtures)	AASP-44	
		Connection Block For all A-51 HID fixtures	VPT-7	
		Gaskets--Composition Fiber or Aluminum Requires one of each 100-250W MV; and 175-250W MH 400W MV and MH	AASP-2V (Composition)	AASP-2A (Aluminum)
				AASP-5V (Composition)

*To determine suitability of reflectors for use on short bracket and long bracket mount fixtures, see table on page G1-35.

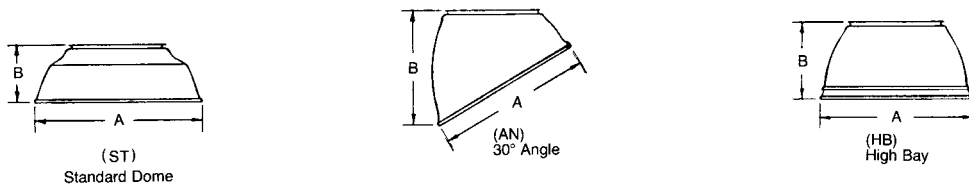
Dimensions: A-51® HID Groups C and D Lighting Fixtures



Size/Watts	Stanchion			Pendant*			Ceiling			Long Bracket			Short Bracket		
	A	B	C	A	B	C	A	B	C	A	B	C	A	B	C
Dimensions in Inches															
AAU-25MVN (100-250W)	13.07	12.38	12.71	13.94	13.25	8.81	15.44	14.75	8.81	15.50	14.75	13.25	15.19	14.50	10.13
AAU-4MVN (400W)	16.76	15.45	15.31	17.88	16.56	12.13	17.38	16.06	12.13	17.38	16.06	14.88	19.13	17.81	12.44
Dimensions in Centimeters															
AAU-25MVN (100-250W)	33.2	31.4	32.3	35.4	33.7	22.4	39.2	37.5	22.4	39.4	37.5	33.7	38.6	36.8	25.7
AAU-4MVN (400W)	42.5	39.3	38.9	45.4	42.1	30.8	44.1	40.8	30.8	44.1	40.8	37.8	48.6	43.7	31.6

*For dimensions of fixture unit only, subtract 1.31" (26.2 cm) from dimension A and B shown for pendant mount.

A-51 Reflectors*



Size/Watts	A	B	A	B	A	B
Dimensions in Inches						
100-250W	16.00	5.19	12.00	7.88	12.00	6.06
400W	20.00	6.84	18.00	13.13	18.00	9.13
Dimensions in Centimeters						
100-250W	40.6	13.2	30.5	20.0	30.5	15.4
400W	50.8	17.4	45.7	33.3	45.7	23.2

*Dimensions illustrated are for porcelain steel (dome and angle) and etched Alzak aluminum (high bay). Overall dimensions for fiberglass reinforced polyester reflectors are: standard dome--16" dia., 6" high; 30° angle--14-3/8" dia., 10" high.

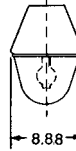
Photometric Data: A-51® HID Explosionproof Lighting Fixtures

Coefficients of Utilization: Zonal Cavity Method

Photometric data shown on pages 35 and 36 is based on a 250 watt BT-28 lamp, and is representative of the performance for all A-51 mercury vapor fixtures. For candlepower values of fixture with other lamps, use the following multipliers: 175 watt-- .59, 400 watt-- 1.65. To determine candlepower values of fixtures with a guard, multiply by value shown with each curve.

A-51 HID Fixture without Reflector

Spacing to Mtg.
Ht. Ratio 1.33:1
Guard .904

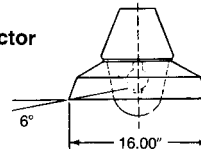


Effective Floor Cavity Reflectance (Rfc) is 20%

%Ceiling	Rcc	80			70			50			30			10			0
		50	30	10	50	30	10	50	30	10	50	30	10	50	30	10	
Room Cavity Ratios	1	.707	.660	.619	.669	.628	.589	.599	.566	.536	.535	.509	.484	.477	.456	.436	.406
	2	.592	.527	.471	.561	.501	.451	.501	.452	.410	.445	.407	.372	.395	.363	.335	.306
	3	.511	.438	.380	.484	.417	.364	.433	.378	.332	.385	.340	.303	.340	.304	.272	.246
	4	.447	.371	.313	.424	.354	.300	.379	.321	.275	.337	.289	.251	.298	.259	.226	.210
	5	.388	.314	.257	.369	.299	.246	.331	.271	.226	.294	.244	.206	.261	.219	.185	.163
	6	.346	.272	.219	.328	.259	.208	.294	.235	.192	.262	.212	.175	.233	.190	.157	.137
	7	.310	.238	.189	.294	.226	.180	.264	.205	.165	.235	.187	.149	.210	.168	.135	.116
	8	.278	.209	.160	.264	.199	.154	.237	.182	.142	.213	.164	.129	.189	.148	.117	.099
	9	.251	.184	.138	.239	.175	.133	.214	.160	.122	.192	.145	.111	.171	.130	.100	.083
	10	.228	.163	.122	.216	.157	.117	.196	.143	.107	.176	.130	.097	.158	.117	.087	.073

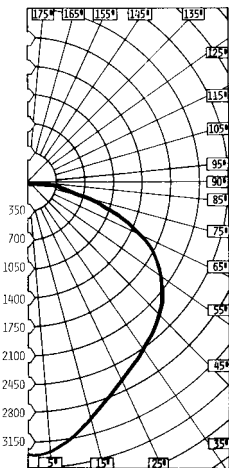
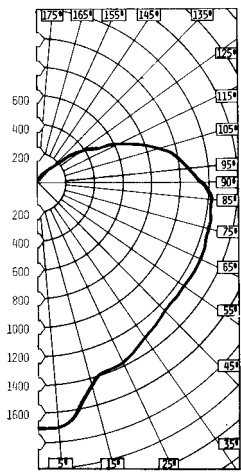
A-51 HID Fixture with Standard Dome Reflector

Spacing to Mtg.
Ht. Ratio 1.25:1
Guard .895



Effective Floor Cavity Reflectance (Rfc) is 20%

%Ceiling	Rcc	80			70			50			30			10			0
		50	30	10	50	30	10	50	30	10	50	30	10	50	30	10	
Room Cavity Ratios	1	.753	.725	.700	.737	.711	.688	.706	.685	.667	.678	.662	.646	.654	.640	.627	.613
	2	.660	.615	.576	.648	.606	.571	.622	.588	.557	.600	.571	.544	.579	.555	.532	.517
	3	.584	.529	.486	.573	.522	.482	.553	.510	.473	.533	.496	.465	.516	.484	.457	.442
	4	.518	.459	.412	.509	.454	.409	.491	.443	.404	.475	.433	.399	.460	.423	.393	.378
	5	.457	.394	.346	.448	.389	.344	.434	.381	.342	.420	.373	.337	.407	.366	.333	.319
	6	.409	.345	.301	.401	.342	.297	.388	.335	.295	.377	.329	.293	.366	.322	.289	.275
	7	.367	.305	.263	.362	.301	.260	.350	.295	.257	.339	.291	.255	.330	.287	.253	.239
	8	.330	.269	.226	.324	.266	.225	.314	.262	.224	.306	.257	.222	.297	.253	.220	.206
	9	.298	.237	.196	.293	.235	.196	.284	.231	.194	.276	.227	.193	.269	.224	.191	.178
	10	.270	.212	.174	.265	.212	.174	.259	.208	.173	.252	.204	.171	.246	.202	.169	.157



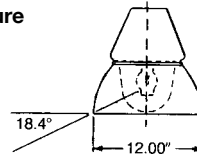
Photometric Data: A-51® HID Explosionproof Lighting Fixtures

Coefficients of Utilization: Zonal Cavity Method

Photometric data shown on pages 35 and 36 is based on a 250 watt BT-28 lamp, and is representative of the performance for all A-51 mercury vapor fixtures. For candlepower values of fixture with other lamps, use the following multipliers: 175 watt-- .59, 400 watt-- 1.65. To determine candlepower values of fixtures with a guard, multiply by value shown with each curve.

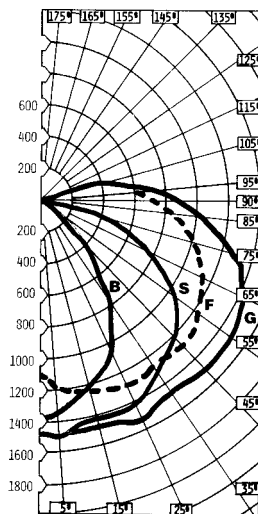
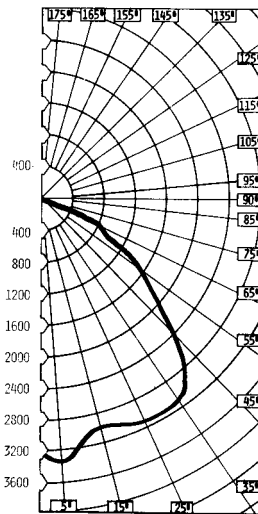
A-51 HID Fixture with High Bay Reflector

Spacing to Mtg. Ht. Ratio 1.48:1
Guard .869

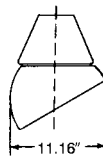


Effective Floor Cavity Reflectance (Rfc) is 20%

Room Cavity Ratios	%Ceiling Rcc	80			70			50			30			10			0
		50	30	10	50	30	10	50	30	10	50	30	10	50	30	10	0
1	.676	.654	.635	.661	.642	.625	.635	.619	.605	.611	.599	.586	.590	.579	.569	.557	
2	.605	.571	.541	.594	.562	.536	.573	.546	.523	.553	.532	.512	.535	.517	.501	.489	
3	.542	.500	.466	.533	.493	.462	.516	.483	.454	.500	.471	.447	.484	.460	.439	.427	
4	.487	.439	.402	.479	.435	.399	.464	.425	.394	.450	.417	.390	.437	.408	.384	.237	
5	.433	.382	.344	.426	.378	.342	.414	.371	.340	.402	.364	.336	.391	.359	.332	.320	
6	.390	.338	.302	.383	.335	.298	.372	.329	.296	.362	.323	.294	.353	.318	.291	.279	
7	.350	.299	.264	.345	.295	.261	.335	.290	.258	.326	.286	.256	.319	.282	.254	.243	
8	.313	.262	.226	.309	.260	.225	.300	.256	.224	.293	.252	.222	.285	.249	.221	.209	
9	.281	.230	.195	.277	.228	.195	.269	.224	.193	.262	.221	.192	.256	.218	.190	.179	
10	.154	.204	.171	.250	.204	.171	.244	.200	.170	.238	.197	.168	.233	.195	.167	.157	



30° Angle



- B - Back
- S - Side
- F - Front
- G - Front w/Guard




G1-38

Class I, Div. 1 and 2
 Groups A, B,C,D
 Class II, Div. 1 and 2
 Groups E,F,G‡
 Class III

A-51® Group A & B Factory Sealed HID Fixtures Without Ballasts: 100W-250W; Explosionproof, Dust-Ignitionproof

Mercury Vapor and Metal Halide Mogul Base Lamps.
 Suitable for Use in Wet Locations.

U.S. Pat. 3,723,724 Pat. Can. 1973

	Type Mounting	Hub Size (Inches)	Catalog Number
	Pendant One Hub Rigid or Flexible Mounting		
	100-250 Watt‡ 175, 250W MH; 100, 175, 250W MV.	1/2 3/4	AAPA-2550 AAPA-2575
	Ceiling Four Hubs and Three Close-Up Plugs		
	100-250 Watt‡ 175, 250W MH; 100, 175, 250W MV	1/2 3/4	AACA-2550 AACA-2575
	Short Bracket Two Hubs and One Close-Up Plug		
	100-250 Watt‡ 175, 250W MH; 100, 175, 250W MV	1/2 3/4	AASBA-2550 AASBA-2575

Angle reflector only for short bracket.

◆Shaded area indicates items suitable for Class I, Group A.




‡250W MH or MV fixture with or without reflector suitable for Class I, Groups A,B,C and D, and Class II, Groups E and F only (Group A only when pendant mounted).


Class I, Div. 1 and 2
 Groups A,B,C,D
 Class II, Div. 1 and 2
 Groups E,F,G‡
 Class III

A-51® Groups A and B HID Mounting Hoods and Fixture Units

Copper-Free Aluminum Fixture with Gray Epoxy Finish.
 Mounting Hoods in aluminum and Malleable Iron.*

UL 1598, UL 844

	Type Mounting	Hub Size (Inches)	Catalog Number
	Pendant		
	One Hub. Rigid or Flexible Mounting	1/2 3/4	AAP-50 AAP-75
	Ceiling‡		
	Four Hubs, Three Close-Up Plugs	1/2 3/4	AAC-50 AAC-75
	Short Bracket‡		
	Two Hubs, One Close-Up Plug	1/2 3/4	AASB-50 AASB-75

	Fixture Units Without Ballasts		
	100-250 Watt‡ 150-250W MH; MV and 175-250W MH		AAUA-250

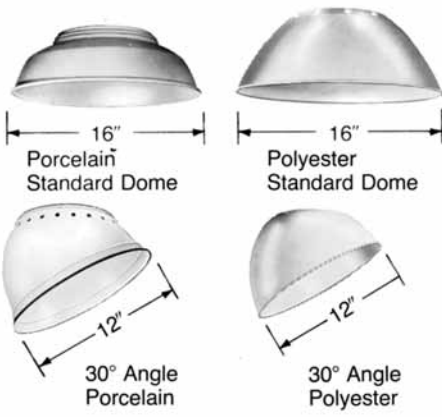



Shaded items are suitable for Class I, Group A in addition to other applicable area suitabilities.

‡250W fixture with or without reflector suitable for Class I, Groups A,B,C and D and Class II, Groups E and F only (Group A only when pendant mounted). *Pendant and stanchion mounting hoods are copper-free aluminum. Ceiling and bracket types are malleable iron with aluminum thread adapters.

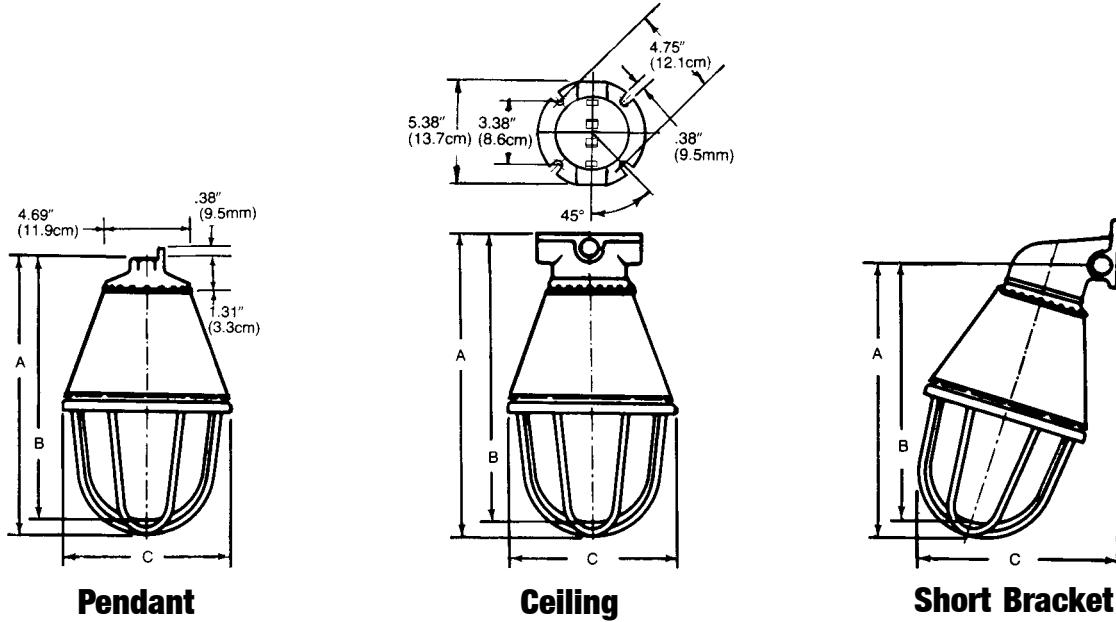
G1-40

Reflectors, Globes, Guards and Parts for A-51® Group A and B HID Fixtures

Porcelain and Polyester Reflectors. Copper-Free Aluminum Guards.

	Description	Catalog Number	
 <p>16" Porcelain Standard Dome</p> <p>16" Polyester Standard Dome</p> <p>12" 30° Angle Porcelain</p> <p>12" 30° Angle Polyester</p>	<p>Porcelain Steel and Polyester Reflectors</p> <p>Standard Dome</p> <p>175, 250W MH; 100, 175, 250W MV</p> <p>30° Angle</p> <p>175, 250W MH; 100, 175, 250W MV</p>	<p>Porcelain</p>	<p>Polyester</p>
	<p>Globe and Ring Assembly</p> <p>175, 250W MH; 100, 175, 250W MV</p>	<p>AAGLA-2</p>	
	<p>Aluminum Guards</p> <p>175, 250W MH; 100, 175, 250W MV</p>	<p>AAGU-2</p>	
	<p>Replacement Socket</p> <p>For A-51 Group A and B HID fixtures (Not for Group C and D Fixtures)</p>	<p>AASPA-250</p>	
	<p>Connection Block</p> <p>For all A-51 HID fixtures</p>	<p>VPT-7</p>	

Dimensions: A-51® Groups A and B HID Lighting Fixtures



Size	Pendant			Ceiling			Short Bracket		
	A	B	C	A	B	C	A	B	C
Dimensions in Inches									
AAUA-250	14.75	13.69	8.81	17.56	16.50	8.81	16.00	14.94	10.38
Dimensions in Centimeters									
AAUA-250	37.5	34.8	22.4	44.6	41.9	22.4	40.6	37.9	26.4

